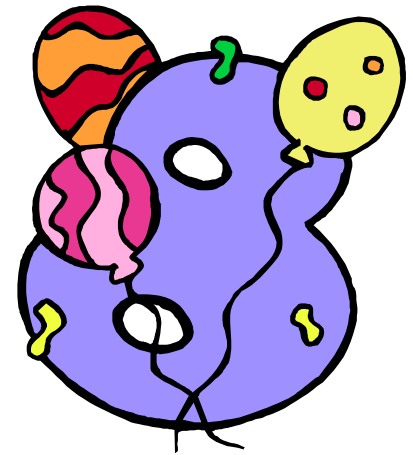




NUMERARE PER DUE - CINQUE - DIECI

SCHEDE PROGRAMMATE PER L'APPRENDIMENTO DELLA NUMERAZIONE

Emidio Tribulato



CENTRO STUDI LOGOS
ONLUS
CENTRO DI RICERCHE PSICOPEDAGOGICHE
VIA PRINCIPE TOMMASO 2 - MESSINA
TEL. 090/46920
DIRETTORE: DOTT. EMIDIO TRIBULATO

NUMERARE PER DUE - CINQUE - DIECI

Emidio Tribulato

INDICE

<i>NUMERARE PER DUE</i>	<i>Pag. 3</i>
<i>NUMERARE PER CINQUE</i>	<i>“ 59</i>
<i>NUMERARE PER DIECI</i>	<i>“ 90</i>



2005 - Tutti i diritti riservati. Emidio Tribulato Viale Annunziata 72
Messina – Tel. 090357149 - 09046920

E - mail: postmaster@cslogos.it --- Sito Web. www.cslogos.it

NUMERARE PER DUE

(Numerazione progressiva per due fino al trenta)

Quest'album è programmato per l'apprendimento della numerazione progressiva per due fino al trenta.

Per una migliore comprensione del concetto di numerazione, nella prima parte del lavoro, sono presenti sia le quantità che i simboli numerici, in tal modo il bambino potrà avere contezza del concetto di progressione e di regressione.

Anche in queste schede, alle quantità, è stata data una particolare configurazione spaziale su base cinque, in modo tale da permettere una più facile comprensione e memorizzazione. L'unità è stata simbolizzata con una pallina, la decina con un rettangolo. Progressivamente le quantità sono state eliminate, in modo tale da completare l'apprendimento senza l'aiuto di queste.

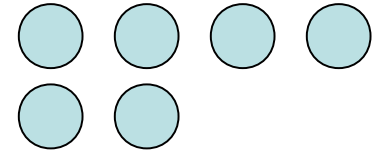
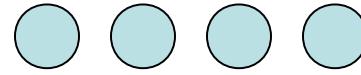
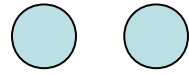
UTILIZZAZIONE

L'educatore chiederà al bambino di leggere i simboli numerici, facendo notare la progressione delle quantità poste sopra ogni simbolo, quindi gli chiederà, dove si trova nella parte destra del foglio la quantità e il simbolo che seguono quello letto per ultimo.

Per verificare e completare l'apprendimento le stesse schede sono successivamente presentate a scelta libera, in queste il bambino dovrà dire verbalmente o scrivere su un foglio a parte il numero corretto.

ETÀ MENTALE DI RIFERIMENTO

Sette anni

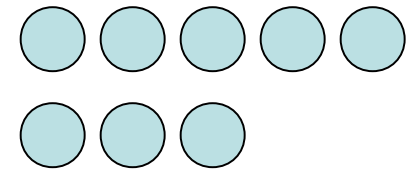
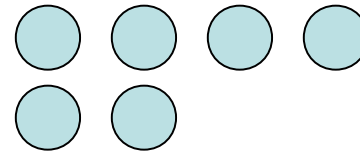
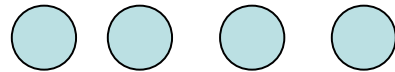
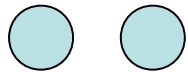


0

2

4

6

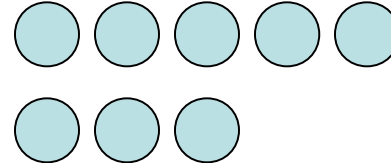
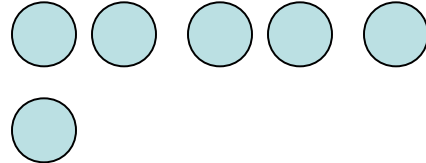
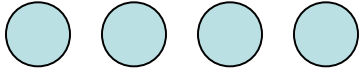


2

4

6

8



4

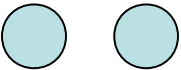
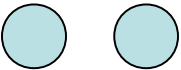
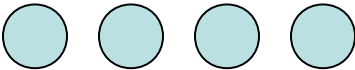

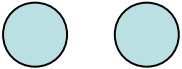
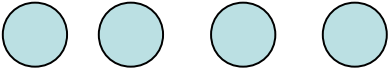
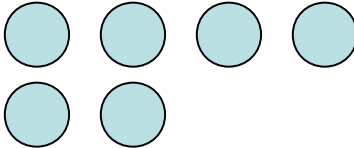
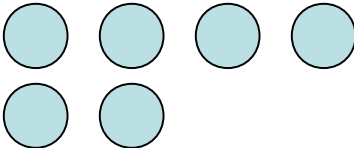
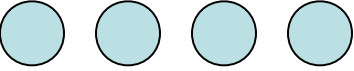
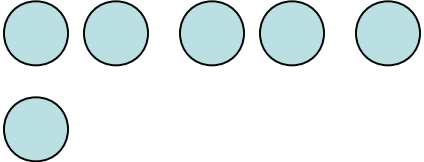
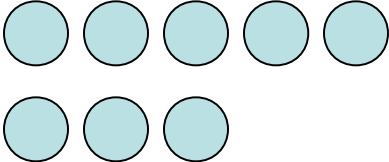
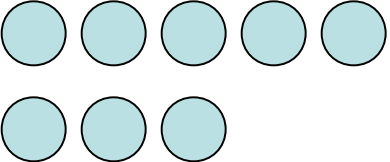
6

8

10

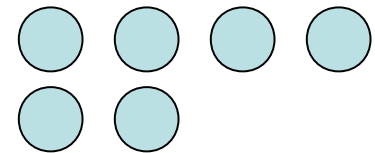
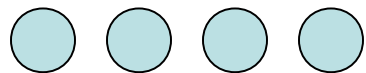
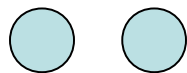
NUMERARE PER DUE

Far numerare per due.

 0	 2	 4	 10
 2	 4	 6	 6
 4	 6	 8	 8

NUMERARE PER DUE

Far numerare per due, facendo trovare sulla parte destra del foglio la risposta corretta.

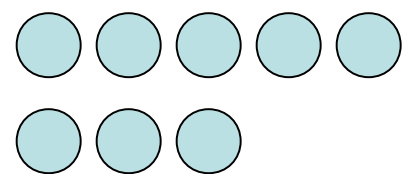
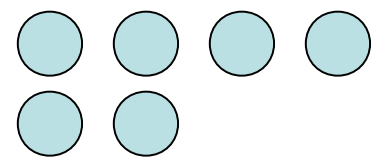
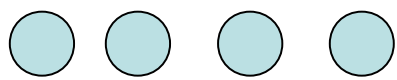
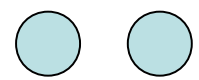


0

2

4

6

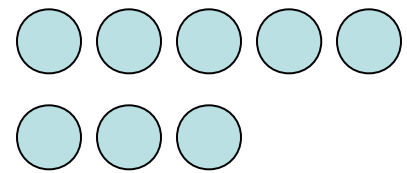
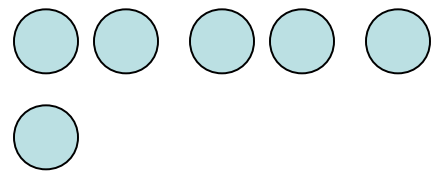
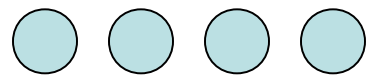


2

4

6

8



4

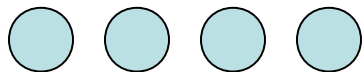
6

8


10

NUMERARE PER DUE


Far numerare per due, facendo trovare sulla parte destra del foglio la risposta corretta.



4



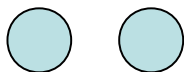
6



8

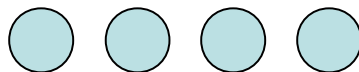


8



0

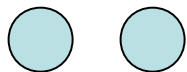
2



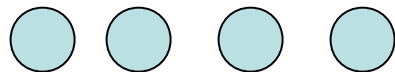
4



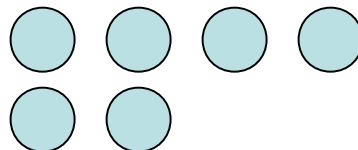
10



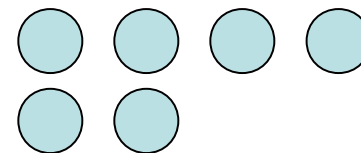
2



4



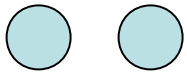
6



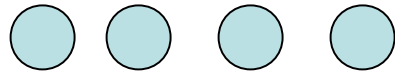
6

NUMERARE PER DUE

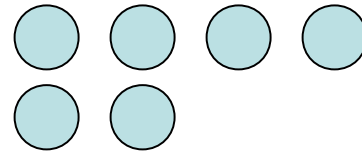
Far numerare per due, facendo trovare sulla parte destra del foglio la risposta corretta.



2



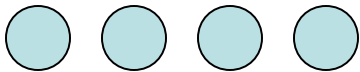
4



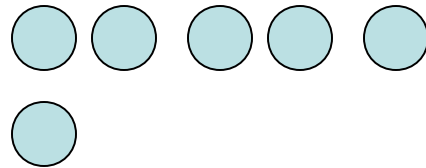
6



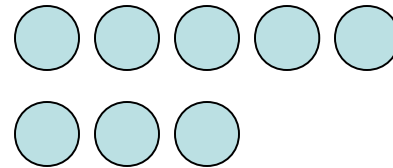
10



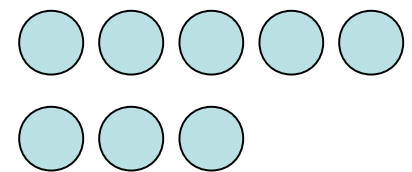
4



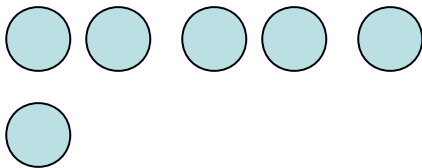
6



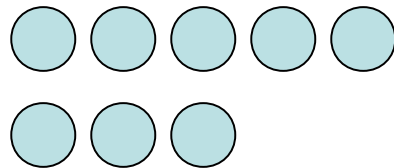
8



8



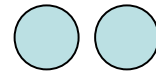
6



8



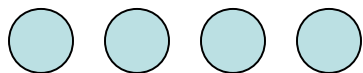
10



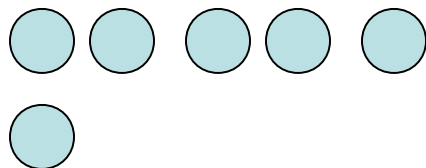
12

NUMERARE PER DUE

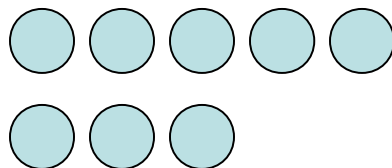
Far numerare per due, facendo trovare sulla parte destra del foglio la risposta corretta.



4



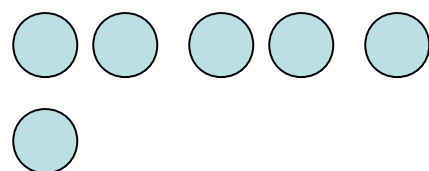
6



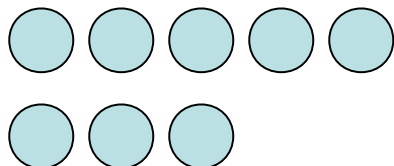
8



10



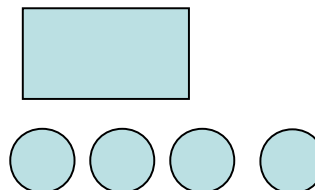
6



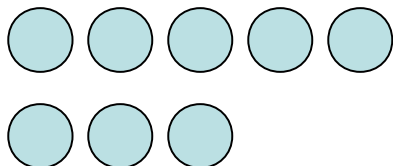
8



10



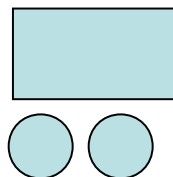
14




8



10



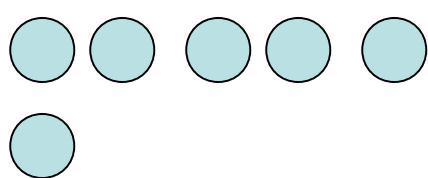
12



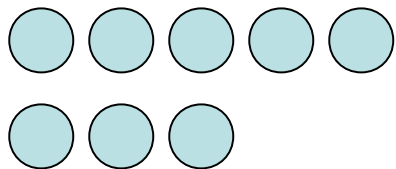
12

NUMERARE PER DUE

Far numerare per due, facendo trovare sulla parte destra del foglio la risposta corretta.



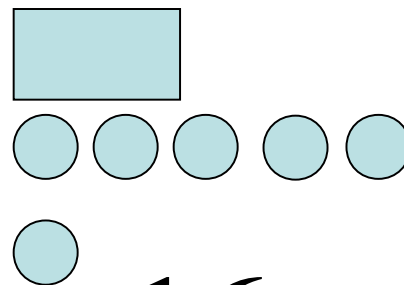
6



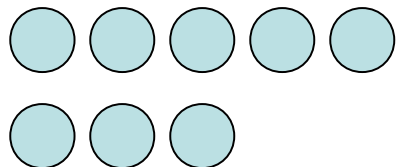
8



10



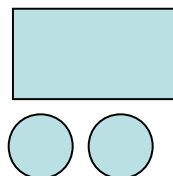
16



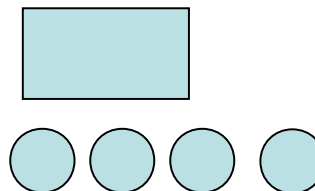
8



10



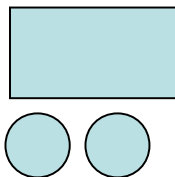
12



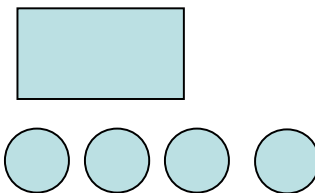
14




10



12



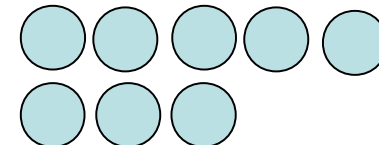
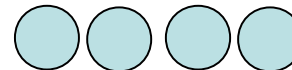
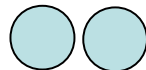
14



12

NUMERARE PER DUE

Far numerare per due, facendo trovare sulla parte destra del foglio la risposta corretta.

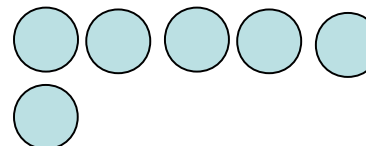
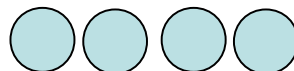



10

12

14

18

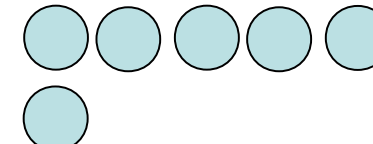
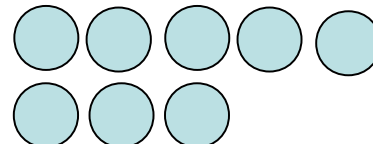
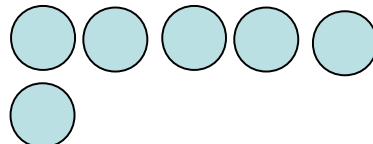
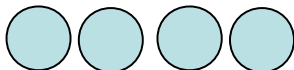


12

14

16

20



14

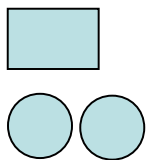
16

18

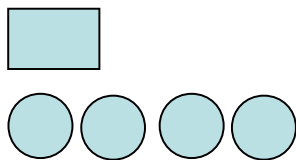
16

NUMERARE PER DUE

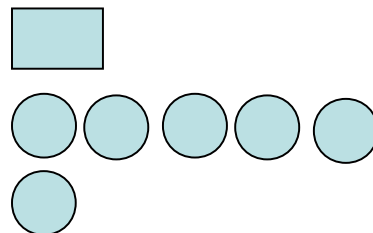
Far numerare per due, facendo trovare sulla parte destra del foglio la risposta corretta.



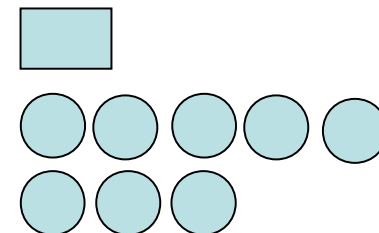
12



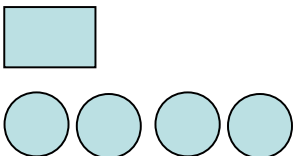
14



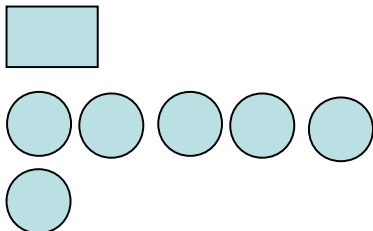
16



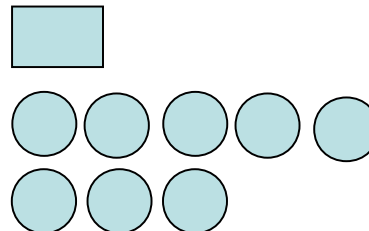
18



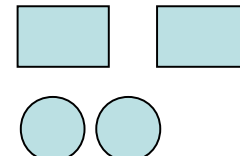
14



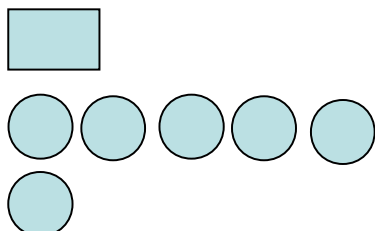
16



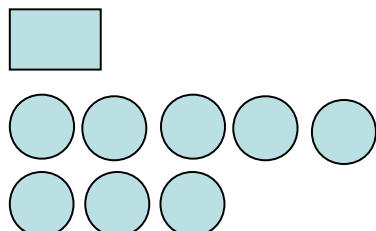
18



22



16



18



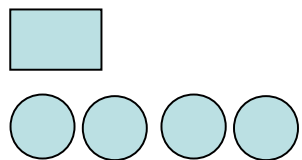
20



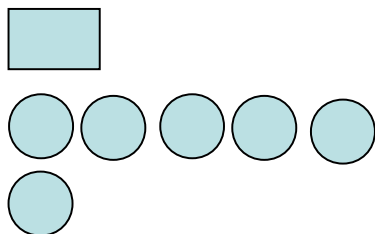
20

NUMERARE PER DUE

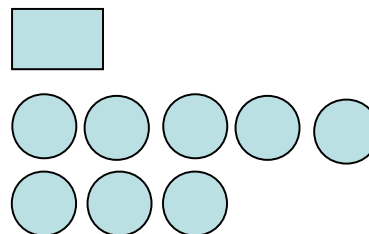
Far numerare per due, facendo trovare sulla parte destra del foglio la risposta corretta.



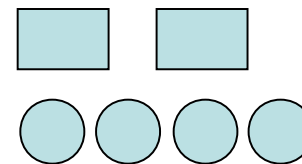
14



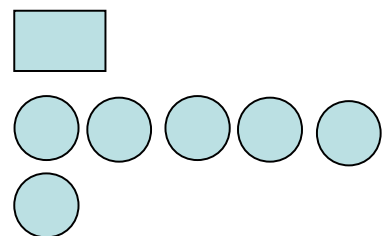
16



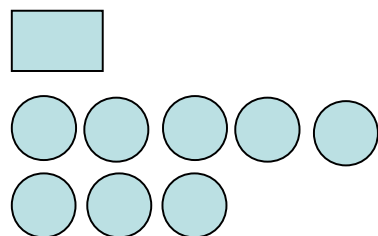
18



24



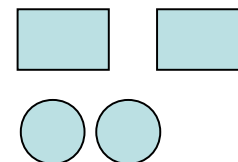
16



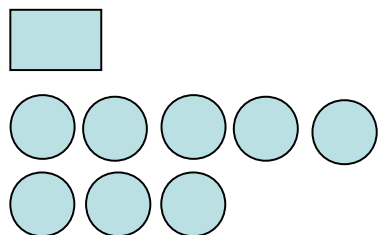
18



20



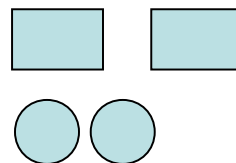
22



18



20



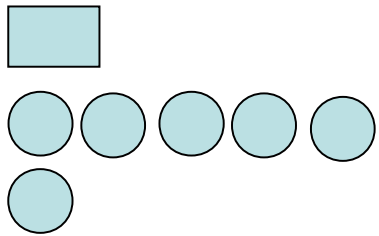
22



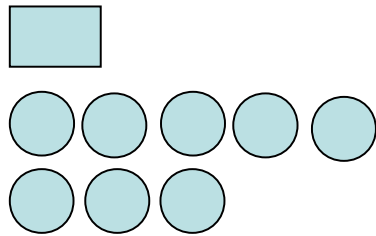
20

NUMERARE PER DUE

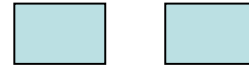
Far numerare per due, facendo trovare sulla parte destra del foglio la risposta corretta.



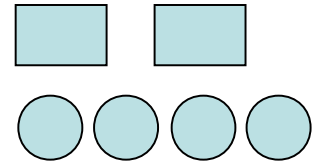
16



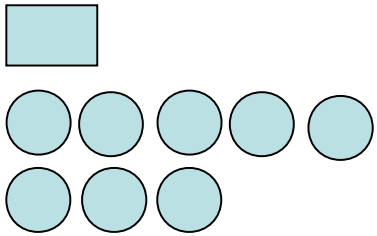
18



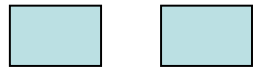
20



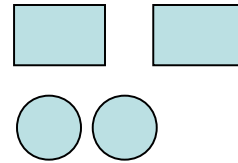
24



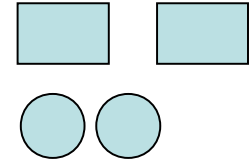
18



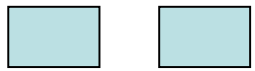
20



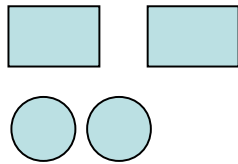
22



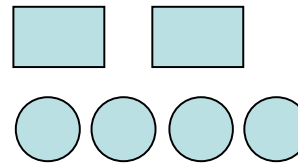
22



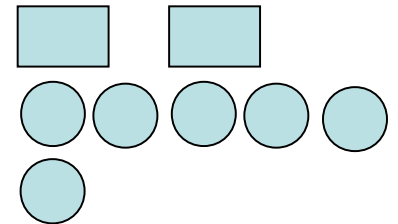
20



22



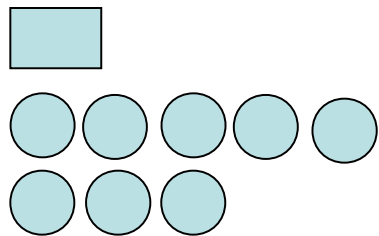
24



26

NUMERARE PER DUE

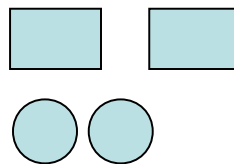
Far numerare per due, facendo trovare sulla parte destra del foglio la risposta corretta.



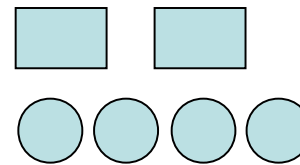
18



20



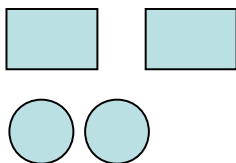
22



24



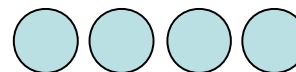
20



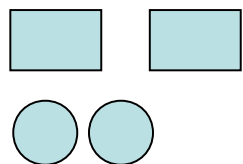
22



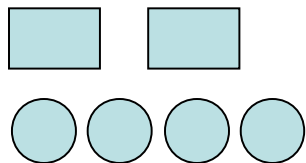
24



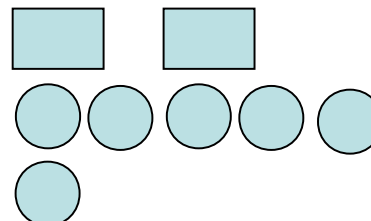
28



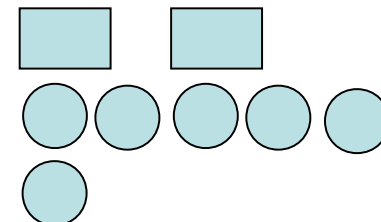
22



24



26



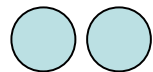
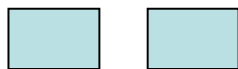
26

NUMERARE PER DUE

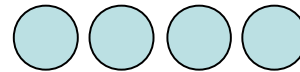
Far numerare per due, facendo trovare sulla parte destra del foglio la risposta corretta.



20



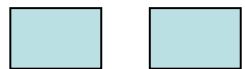
22



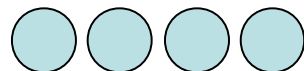
24



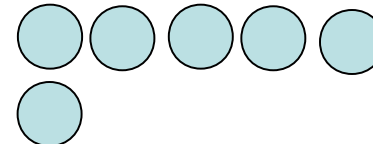
30



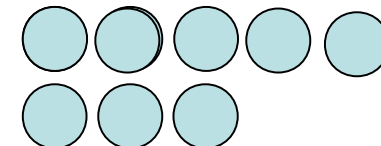
22



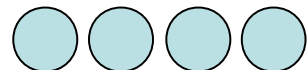
24



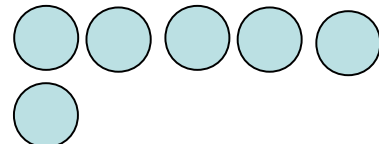
26



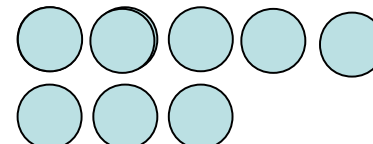
28



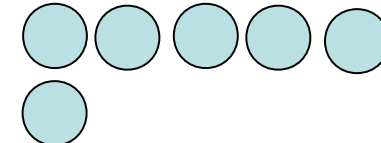
24



26



28



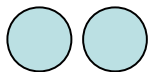
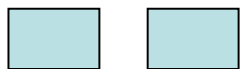
26

NUMERARE PER DUE

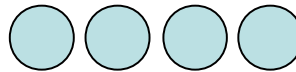
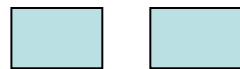
Far numerare per due, facendo trovare sulla parte destra del foglio la risposta corretta.



20



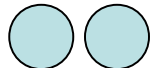
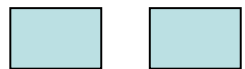
22



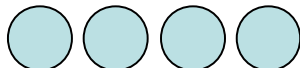
24



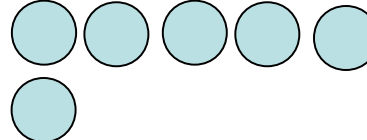
30



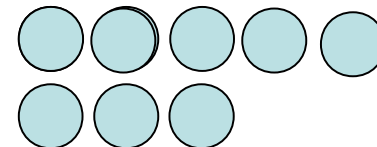
22



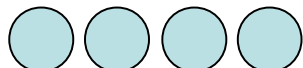
24



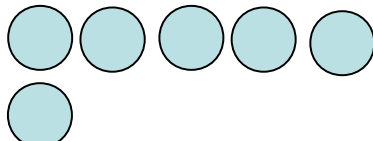
26



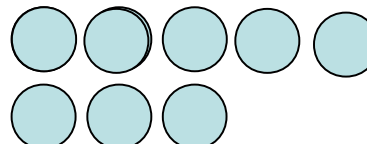
28



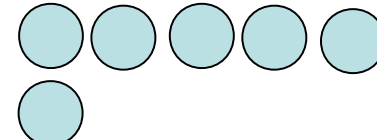
24



26



28



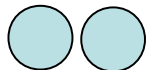
26

NUMERARE PER DUE

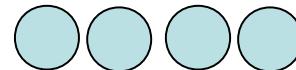
Far numerare per due, facendo trovare sulla parte destra del foglio la risposta corretta.



10



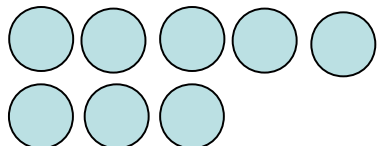
12



14



30



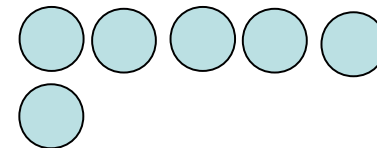
18



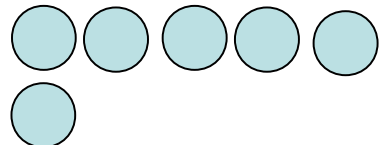
20



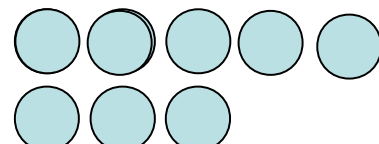
22



16



26



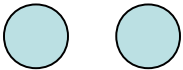
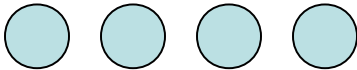
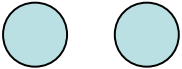
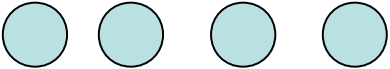
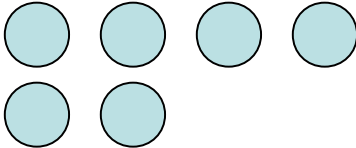
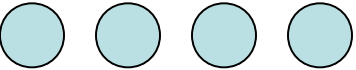
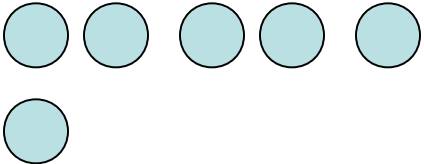
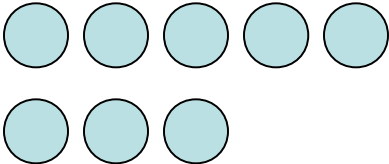
28



24

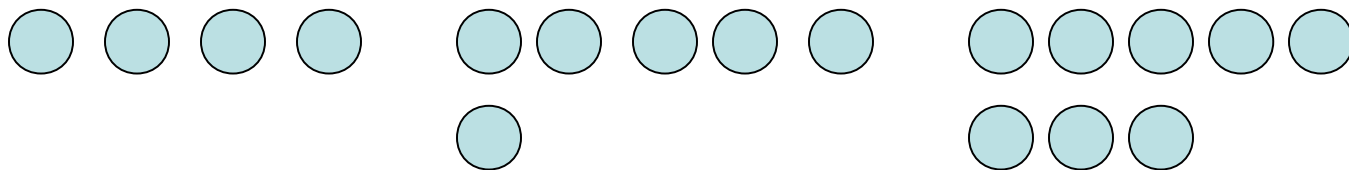
NUMERARE PER DUE

Far numerare per due, facendo trovare sulla parte destra del foglio la risposta corretta.

			
0	2	4	10
			
2	4	6	6
			
4	6	8	8

NUMERARE PER DUE

Far numerare per due, facendo trovare sulla parte destra del foglio la risposta corretta.



4

6

8

8

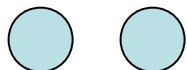


0

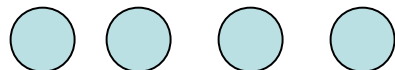
2

4

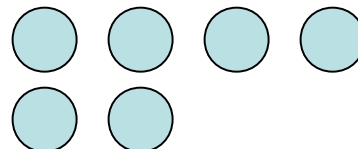
10



2



4

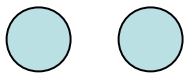


6

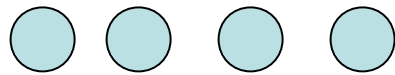
6

NUMERARE PER DUE

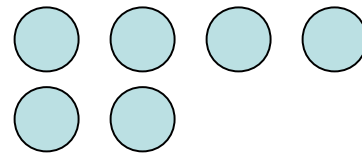
Far numerare per due, facendo trovare sulla parte destra del foglio la risposta corretta.



2

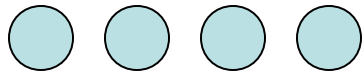


4

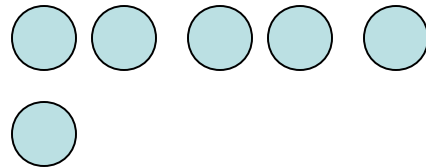


6

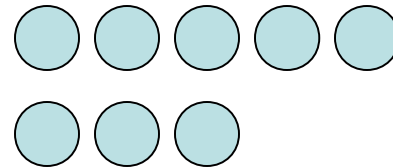
10



4

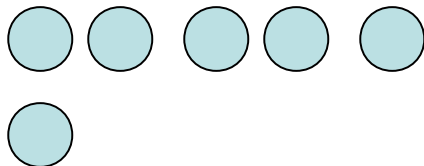


6

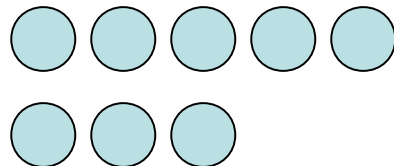


8

8



6



8

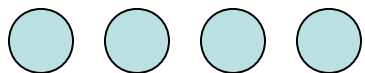


10

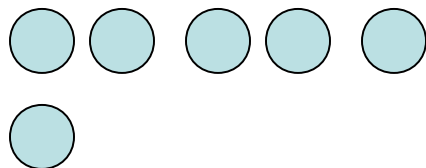
12

NUMERARE PER DUE

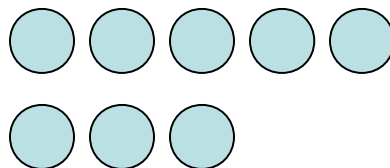
Far numerare per due, facendo trovare sulla parte destra del foglio la risposta corretta.



4

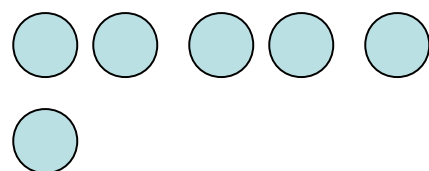


6

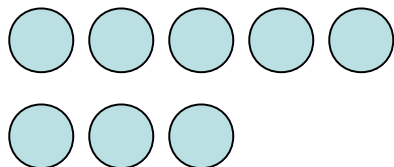


8

10



6

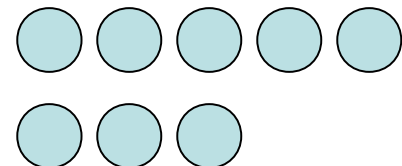


8



10


14



8



10

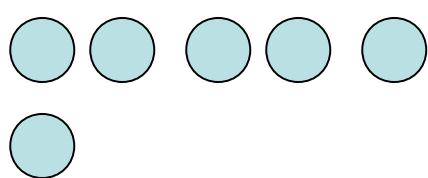


12

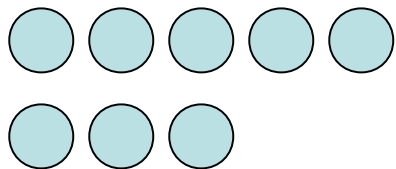
12

NUMERARE PER DUE

Far numerare per due, facendo trovare sulla parte destra del foglio la risposta corretta.



6

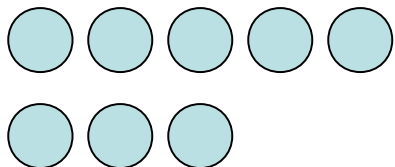


8



10

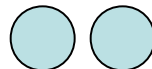
16



8



10

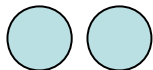


12

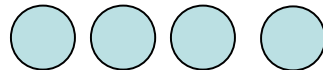
14



10



12






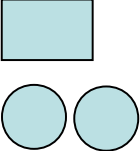



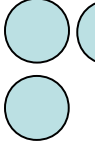

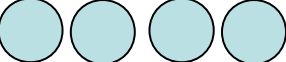








14

12

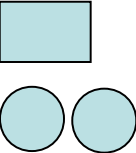
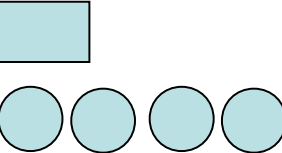
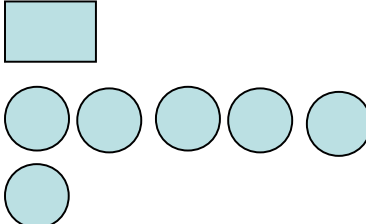
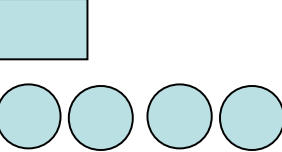
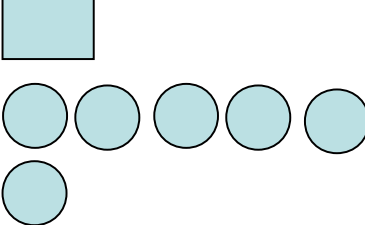
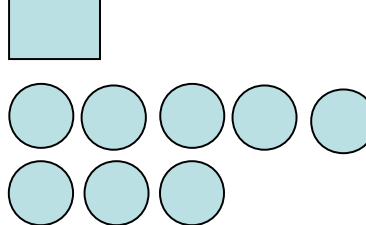
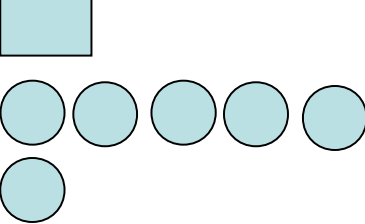
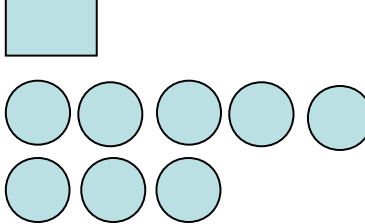

NUMERARE PER DUE

Far numerare per due, facendo trovare sulla parte destra del foglio la risposta corretta.

	 	 	18
10	12	14	
	 	 	20
12	14	16	
 	  	  	16
14	16	18	

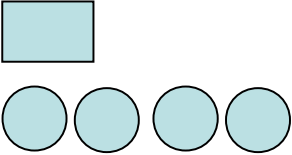
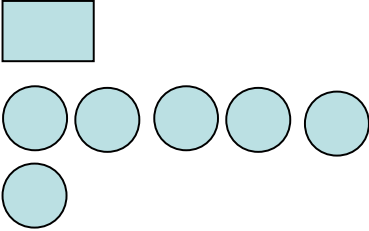
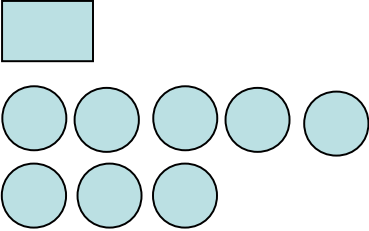
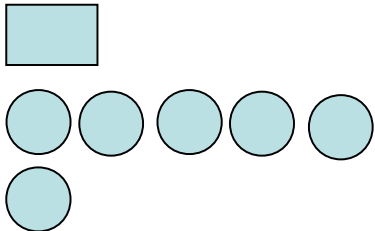
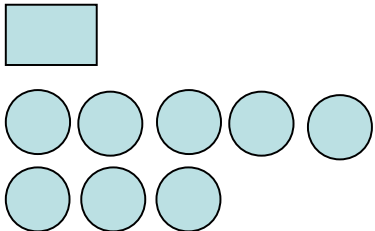
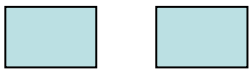
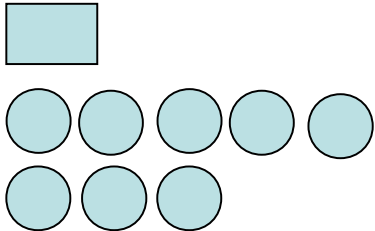

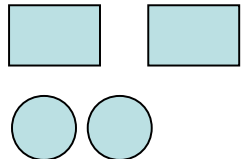
NUMERARE PER DUE

Far numerare per due, facendo trovare sulla parte destra del foglio la risposta corretta.

 <p>12</p>	 <p>14</p>	 <p>16</p>	<p>18</p>
 <p>14</p>	 <p>16</p>	 <p>18</p>	<p>22</p>
 <p>16</p>	 <p>18</p>	 <p>20</p>	<p>20</p>

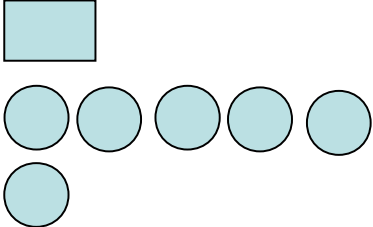
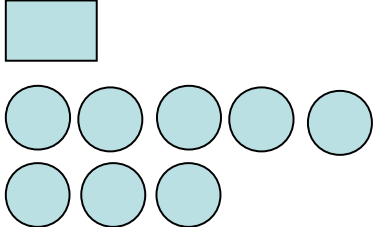

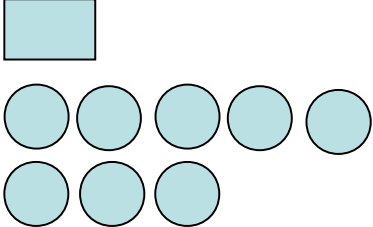

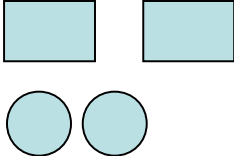

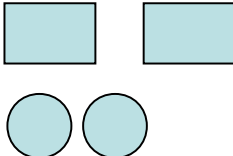
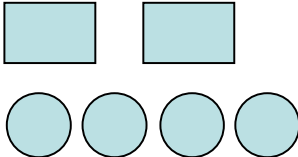
NUMERARE PER DUE

Far numerare per due, facendo trovare sulla parte destra del foglio la risposta corretta.

 <p>14</p>	 <p>16</p>	 <p>18</p>	<p>24</p>
 <p>16</p>	 <p>18</p>	 <p>20</p>	<p>22</p>
 <p>18</p>	 <p>20</p>	 <p>22</p>	<p>20</p>

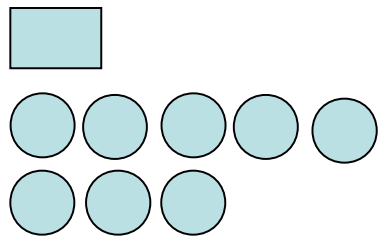
NUMERARE PER DUE

Far numerare per due, facendo trovare sulla parte destra del foglio la risposta corretta.

 16	 18	 20	24
 18	 20	 22	22
 20	 22	 24	26

NUMERARE PER DUE

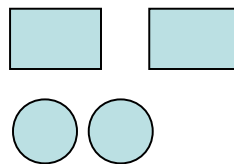
Far numerare per due, facendo trovare sulla parte destra del foglio la risposta corretta.



18



20

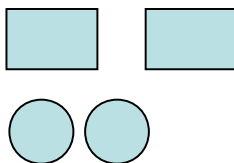


22

24



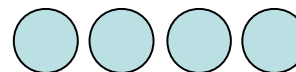
20



22



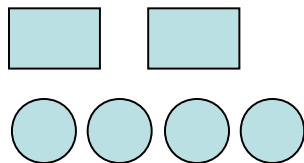
24



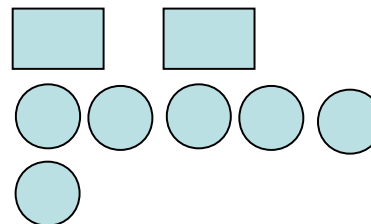
28



22



24


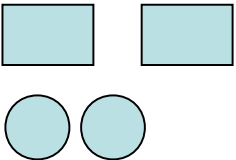
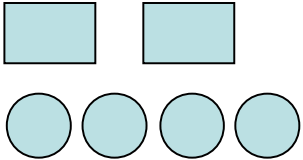
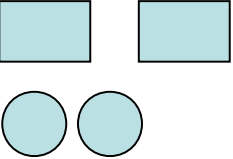
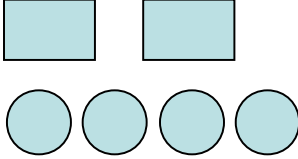
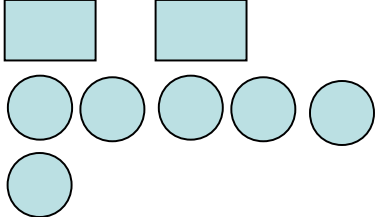
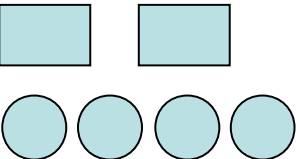
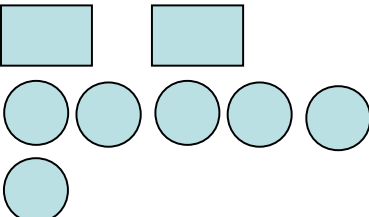
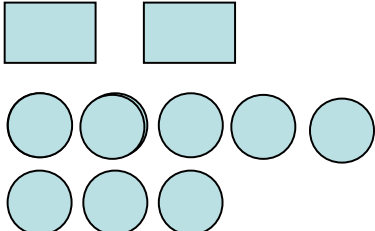


26

26


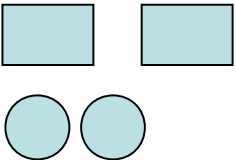
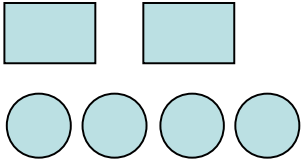
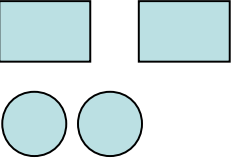
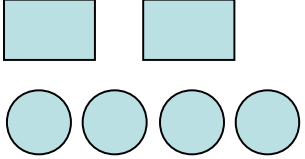
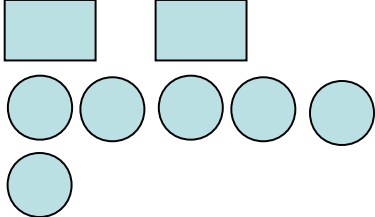
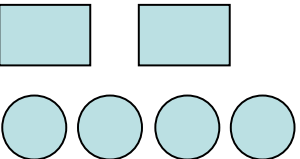
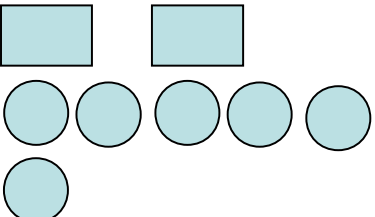
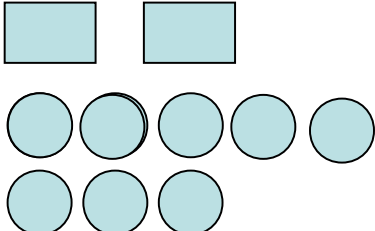
NUMERARE PER DUE

Far numerare per due, facendo trovare sulla parte destra del foglio la risposta corretta.

 <p>20</p>	 <p>22</p>	 <p>24</p>	<p>30</p>
 <p>22</p>	 <p>24</p>	 <p>26</p>	<p>28</p>
 <p>24</p>	 <p>26</p>	 <p>28</p>	<p>26</p>

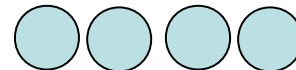
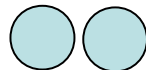
NUMERARE PER DUE

Far numerare per due, facendo trovare sulla parte destra del foglio la risposta corretta.

 20	 22	 24	30
 22	 24	 26	28
 24	 26	 28	26

NUMERARE PER DUE

Far numerare per due, facendo trovare sulla parte destra del foglio la risposta corretta.




30

10

12

14




16

18

20

22



24

26

28

NUMERARE PER DUE

Far numerare per due, facendo trovare sulla parte destra del foglio la risposta corretta.

0

2

4

10

2

4

6

6

4

6

8

8

NUMERARE PER DUE

Far numerare per due, facendo trovare sulla parte destra del foglio la risposta corretta.

4

6

8

8

0

2

4

10

2

4

6

6

NUMERARE PER DUE

Far numerare per due, facendo trovare sulla parte destra del foglio la risposta corretta.

2

4

6

10

4

6

8

8

6

8

10

12

NUMERARE PER DUE

Far numerare per due, facendo trovare sulla parte destra del foglio la risposta corretta.

4

6

8

10

6

8

10

14

8

10

12

12

NUMERARE PER DUE

Far numerare per due, facendo trovare sulla parte destra del foglio la risposta corretta.

6	8	10	16
---	---	----	----

8	10	12	14
---	----	----	----

10	12	14	12
----	----	----	----

NUMERARE PER DUE

Far numerare per due, facendo trovare sulla parte destra del foglio la risposta corretta.

10

12

14

18

12

14

16

20

14

16

18

16

NUMERARE PER DUE

Far numerare per due, facendo trovare sulla parte destra del foglio la risposta corretta.

12

14

16

18

14

16

18

22

16

18

20

20

NUMERARE PER DUE

Far numerare per due, facendo trovare sulla parte destra del foglio la risposta corretta.

14

16

18

24

16

18

20

22

18

20

22

20

NUMERARE PER DUE

Far numerare per due, facendo trovare sulla parte destra del foglio la risposta corretta.

16

18

20

24

18

20

22

22

20

22

24

26

NUMERARE PER DUE

Far numerare per due, facendo trovare sulla parte destra del foglio la risposta corretta.

18

20

22

24

20

22

24

28

22

24

26

26

NUMERARE PER DUE

Far numerare per due, facendo trovare sulla parte destra del foglio la risposta corretta.

20

22

24

30

22

24

26

28

24

26

28

26

NUMERARE PER DUE

Far numerare per due, facendo trovare sulla parte destra del foglio la risposta corretta.

20

22

24

30

22

24

26

28

24

26

28

26

NUMERARE PER DUE

Far numerare per due, facendo trovare sulla parte destra del foglio la risposta corretta.

10

12

14

30

18

20

22

16

24

26

28

24

NUMERARE PER DUE

Far numerare per due, facendo trovare sulla parte destra del foglio la risposta corretta.

0

2

4

?

2

4

6

?

4

6

8

?

NUMERARE PER DUE

Far numerare per due, facendo trovare sulla parte destra del foglio la risposta corretta.

4

6

8

?

0

2

4

?

2

4

6

?

NUMERARE PER DUE

Far numerare per due, facendo trovare sulla parte destra del foglio la risposta corretta.

2

4

6

?

4

6

8

?

6

8

10

?

NUMERARE PER DUE

Far numerare per due, facendo trovare sulla parte destra del foglio la risposta corretta.

4

6

8

?

6

8

10

?

8

10

12

?

NUMERARE PER DUE

Far numerare per due, facendo trovare sulla parte destra del foglio la risposta corretta.

6

8

10

?

8

10

12

?

10

12

14

?

NUMERARE PER DUE

Far numerare per due, facendo trovare sulla parte destra del foglio la risposta corretta.

10

12

14

?

12

14

16

?

14

16

18

?

NUMERARE PER DUE

Far numerare per due, facendo trovare la risposta corretta.

12

14

16

?

14

16

18

?

16

18

20

?

NUMERARE PER DUE

Far numerare per due, facendo trovare la risposta corretta.

14

16

18

?

16

18

20

?

18

20

22

?

NUMERARE PER DUE

Far numerare per due, facendo trovare la risposta corretta.

16

18

20

?

18

20

22

?

20

22

24

?

NUMERARE PER DUE

Far numerare per due, facendo trovare la risposta corretta.

18

20

22

?

20

22

24

?

22

24

26

?

NUMERARE PER DUE

Far numerare per due, facendo trovare la risposta corretta.

20

22

24

?

22

24

26

?

24

26

28

?

NUMERARE PER DUE

Far numerare per due, facendo trovare la risposta corretta.

20

22

24

?

22

24

26

?

24

26

28

?

NUMERARE PER DUE

Far numerare per due, facendo trovare la risposta corretta.

10

12

14

?

18

20

22

?

24

26

28

?

NUMERARE PER DUE

Far numerare per due, facendo trovare la risposta corretta.

NUMERARE PER CINQUE
(*Numerazione progressiva per cinque fino a*
cinquantacinque)

NUMERARE PER CINQUE

Quest'album è programmato per l'apprendimento della numerazione progressiva per cinque fino a cinquantacinque. Per una migliore comprensione del concetto di numerazione, nella prima parte del lavoro, sono presenti sia le quantità che i simboli numerici, in tal modo il bambino potrà avere contezza del concetto di progressione e di regressione. Anche in queste schede, alle quantità, è stata data una particolare configurazione spaziale su base cinque, in modo tale da permettere una più facile comprensione e memorizzazione. L'unità è stata simbolizzata con una pallina, la decina con un rettangolo. Progressivamente le quantità sono state eliminate, in modo tale da completare l'apprendimento senza l'aiuto di queste.

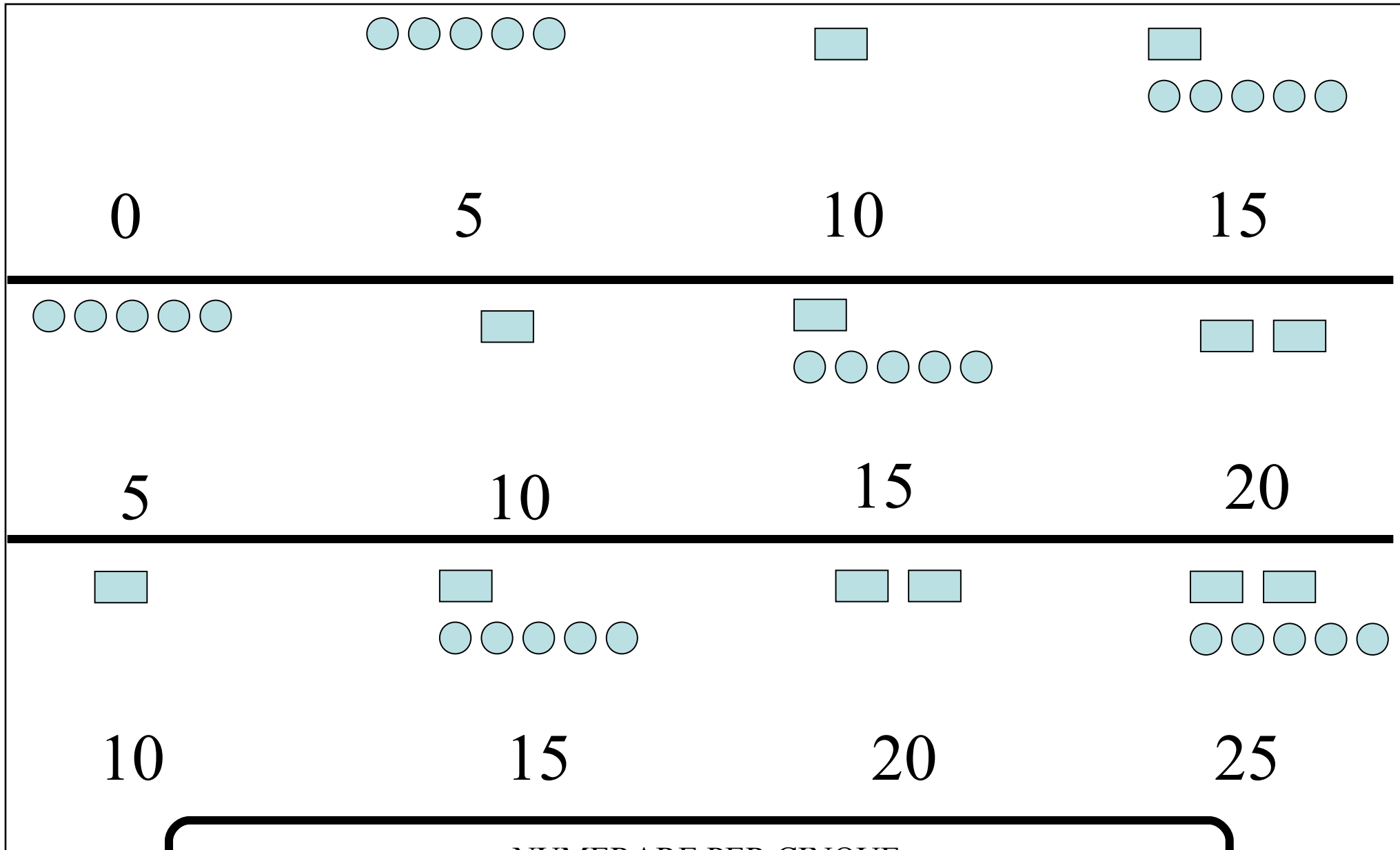
UTILIZZAZIONE

L'educatore chiederà al bambino di leggere i simboli numerici, facendo notare la progressione delle quantità poste sopra ogni simbolo, quindi gli chiederà, dove si trova nella parte destra del foglio la quantità e il simbolo che seguono quello letto per ultimo.




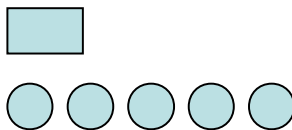


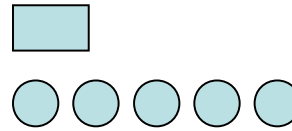
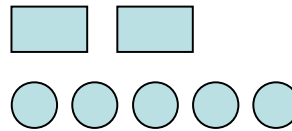

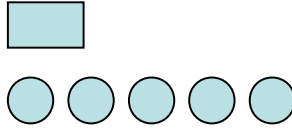
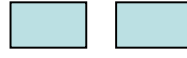
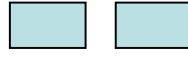
Per verificare e completare l'apprendimento le stesse schede sono successivamente presentate a scelta libera, in queste il bambino dovrà dire verbalmente o scrivere su un foglio a parte il numero corretto.

ETÀ MENTALE DI RIFERIMENTO

Sette anni



NUMERARE PER CINQUE
Far numerare per cinque.

 0	 5	 10	 15
 5	 10	 15	 25
 10	 15	 20	 20

NUMERARE PER CINQUE
Far numerare per cinque, facendo trovare sulla parte destra del foglio la risposta corretta.



5



10



15



30



10



15



20



20



15



20



25



25

NUMERARE PER CINQUE

Far numerare per cinque, facendo trovare sulla parte destra del foglio la risposta corretta.



10



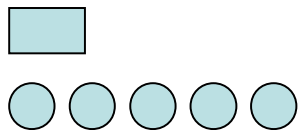
15



20



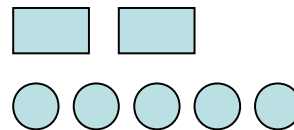
30



15



20



25



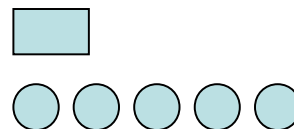
20



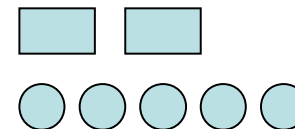
5



10



15




25

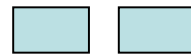
NUMERARE PER CINQUE
Far numerare per cinque, facendo trovare sulla parte destra del foglio la
risposta corretta.



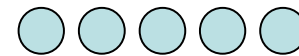
10



15



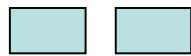
20



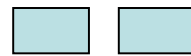
35



15



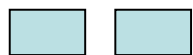
20



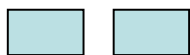
25



30



20



25



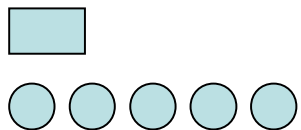
30



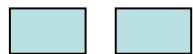
25

NUMERARE PER CINQUE

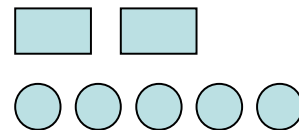
Far numerare per cinque, facendo trovare sulla parte destra del foglio la risposta corretta.



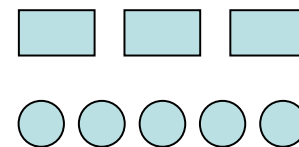
15



20



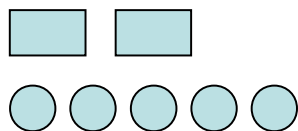
25



35



20



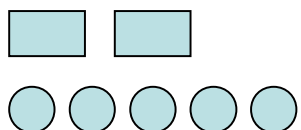
25



30



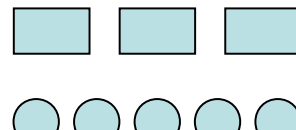
30



25



30

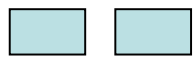


35

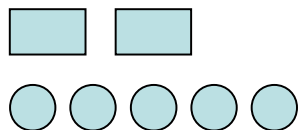


40

NUMERARE PER CINQUE
Far numerare per cinque, facendo trovare sulla parte destra del foglio la
risposta corretta.



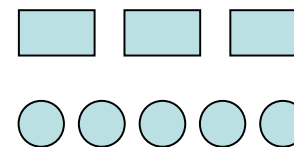
20



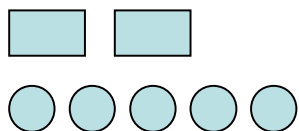
25




30



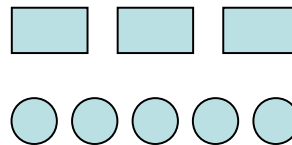
35



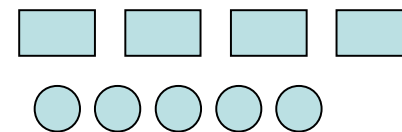
25



30



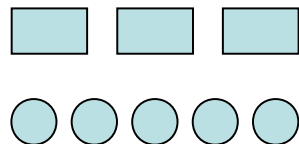
35



45



30



35



40



40

NUMERARE PER CINQUE
Far numerare per cinque, facendo trovare sulla parte destra del foglio la
risposta corretta.



5



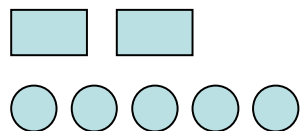
10



15



55



25



30



35



20



45














50





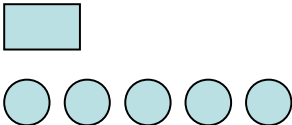

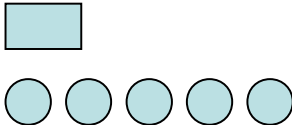
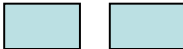
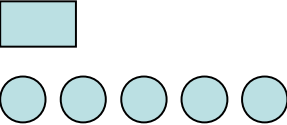
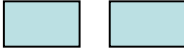
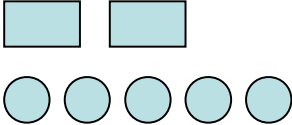
40

NUMERARE PER CINQUE


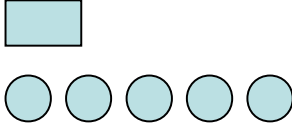

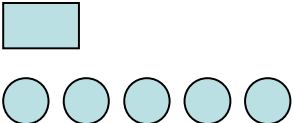
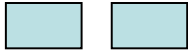
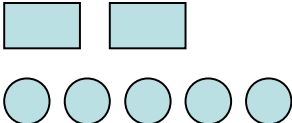


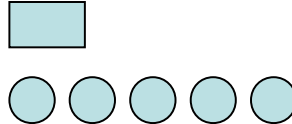
Far numerare per cinque, facendo trovare sulla parte destra del foglio la risposta corretta.

 <p>0</p>	 <p>5</p>	 <p>10</p>	<p>15</p>
 <p>5</p>	 <p>10</p>	  <p>15</p>	<p>25</p>
 <p>10</p>	  <p>15</p>	 <p>20</p>	<p>20</p>

NUMERARE PER CINQUE
 Far numerare per cinque, facendo trovare sulla parte destra del foglio la risposta corretta.

 5	 10	 15	30
 10	 15	 20	20
 15	 20	 25	25


NUMERARE PER CINQUE
 Far numerare per cinque, facendo trovare sulla parte destra del foglio la risposta corretta.

 10	 15	 20	30
 15	 20	 25	20
 5	 10	 15	25

NUMERARE PER CINQUE
 Far numerare per cinque, facendo trovare sulla parte destra del foglio la risposta corretta.



10



15



20



15



20



25

35

30



20



25

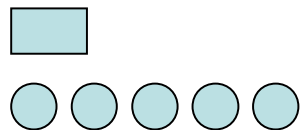


30

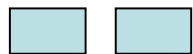
25

NUMERARE PER CINQUE

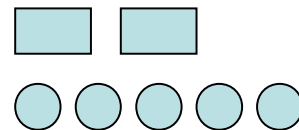
Far numerare per cinque, facendo trovare sulla parte destra del foglio la risposta corretta.



15



20

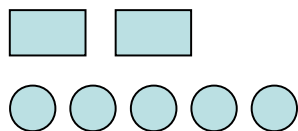


25

35



20

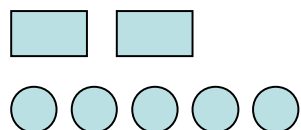


25



30

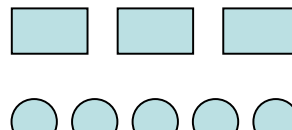
30



25



30

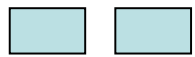


35

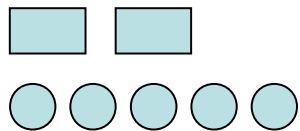
40

NUMERARE PER CINQUE

Far numerare per cinque, facendo trovare sulla parte destra del foglio la risposta corretta.



20

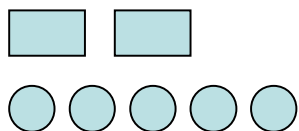


25



30

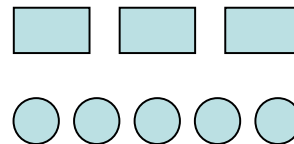
35



25



30

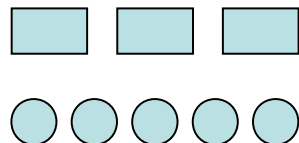


35

45



30



35



40

40

NUMERARE PER CINQUE
Far numerare per cinque, facendo trovare sulla parte destra del foglio la
risposta corretta.



5

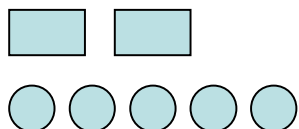


10



15

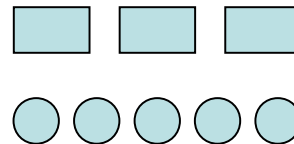
55



25

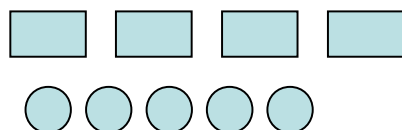


30



35

20



45



50

40

NUMERARE PER CINQUE
Far numerare per cinque, facendo trovare sulla parte destra del foglio la
risposta corretta.

0

5

10

15

5

10

15

25

10

15

20

20

NUMERARE PER CINQUE

Far numerare per cinque, facendo trovare sulla parte destra del foglio la risposta corretta.

5

10

15

30

10

15

20

20

15

20

25

25

NUMERARE PER CINQUE

Far numerare per cinque, facendo trovare sulla parte destra del foglio la risposta corretta.

10

15

20

30

15

20

25

20

5

10

15

25

NUMERARE PER CINQUE

Far numerare per cinque, facendo trovare sulla parte destra del foglio la risposta corretta.

10

15

20

35

15

20

25

30

20

25

30

25

NUMERARE PER CINQUE

Far numerare per cinque, facendo trovare sulla parte destra del foglio la risposta corretta.

15

20

25

35

20

25

30

30

25

30

35

40

NUMERARE PER CINQUE

Far numerare per cinque, facendo trovare sulla parte destra del foglio la risposta corretta.

20

25

30

35

25

30

35

45

30

35

40

40

NUMERARE PER CINQUE

Far numerare per cinque, facendo trovare sulla parte destra del foglio la risposta corretta.

5

10

15

55

25

30

35

20

45

50

40

NUMERARE PER CINQUE

Far numerare per cinque, facendo trovare sulla parte destra del foglio la risposta corretta.

0

5

10

?

5

10

15

?

10

15

20

?

NUMERARE PER CINQUE

Far numerare per cinque, facendo trovare la risposta corretta.

5

10

15

?

10

15

20

?

15

20

25

?

NUMERARE PER CINQUE

Far numerare per cinque, facendo trovare la risposta corretta.

10

15

20

?

15

20

25

?

5

10

15

?

NUMERARE PER CINQUE

Far numerare per cinque, facendo trovare la risposta corretta.

10

15

20

?

15

20

25

?

20

25

30

?

NUMERARE PER CINQUE

Far numerare per cinque, facendo trovare la risposta corretta.

15

20

25

?

20

25

30

?

25

30

35

?

NUMERARE PER CINQUE

Far numerare per cinque, facendo trovare la risposta corretta.

20

25

30

?

25

30

35

?

30

35

40

?

NUMERARE PER CINQUE

Far numerare per cinque, facendo trovare la risposta corretta.

5

10

15

?

25

30

35

?

45

50

?

NUMERARE PER CINQUE

Far numerare per cinque, facendo trovare la risposta corretta.

NUMERARE PER DIECI

(Numerazione progressiva per dieci fino al cento)

NUMERARE PER DIECI

Quest'album è programmato per l'apprendimento della numerazione progressiva per dieci fino al cento.

Per una migliore comprensione del concetto di numerazione, nella prima parte del lavoro, sono presenti sia le quantità che i simboli numerici, in tal modo il bambino potrà avere contezza del concetto di progressione e di regressione.

Anche in queste schede, alle quantità, è stata data una particolare configurazione spaziale su base cinque, in modo tale da permettere una più facile comprensione e memorizzazione. L'unità è stata simbolizzata con una pallina, la decina con un rettangolo. Progressivamente le quantità sono state eliminate, in modo tale da completare l'apprendimento senza l'aiuto di queste.

UTILIZZAZIONE

L'educatore chiederà al bambino di leggere i simboli numerici, facendo notare la progressione delle quantità poste sopra ogni simbolo, quindi gli chiederà, dove si trova nella parte destra del foglio la quantità e il simbolo che seguono quello letto per ultimo.

Per verificare e completare l'apprendimento le stesse schede sono successivamente presentate a scelta libera, in queste il bambino dovrà dire verbalmente o scrivere su un foglio a parte il numero corretto.

ETÀ MENTALE DI RIFERIMENTO

Sette anni

0

10

20

30



10

20

30

40



20










30

40

50

NUMERARE PER DIECI

Far numerare per dieci.

			
0	10	20	30
			
10	20	30	50
			
20	30	40	40

NUMERARE PER DIECI
Far numerare per dieci, facendo trovare sulla parte destra del foglio la risposta corretta.



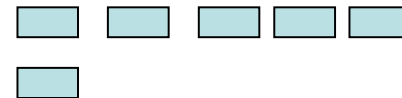
10



20



30



60



20




30



40



50



30



40



50



40

NUMERARE PER DIECI

Far numerare per dieci, facendo trovare sulla parte destra del foglio la risposta corretta.



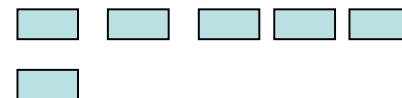
10



20



30



60



30



40



50



50



20



30



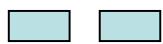
40



40

NUMERARE PER DIECI


Far numerare per dieci, facendo trovare sulla parte destra del foglio la risposta corretta.



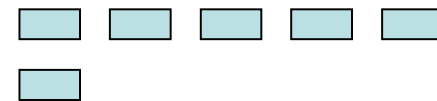
20



30



40



60



30



40



50



50



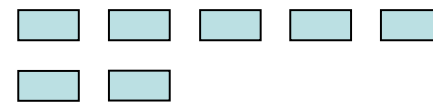
40



50



60



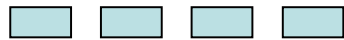
70

NUMERARE PER DIECI

Far numerare per dieci, facendo trovare sulla parte destra del foglio la risposta corretta.



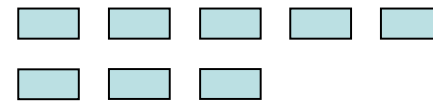
30



40



50



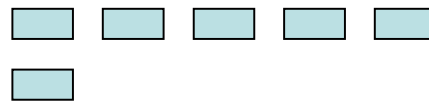
80



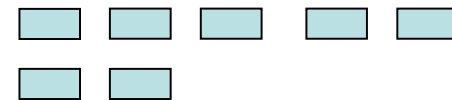
40



50



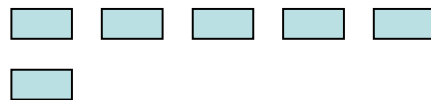
60



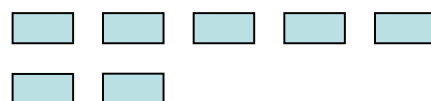
70



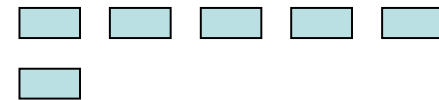
50



60



70



60

NUMERARE PER DIECI

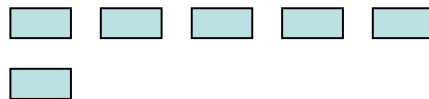
Far numerare per dieci, facendo trovare sulla parte destra del foglio la risposta corretta.



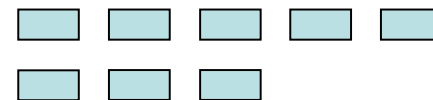
40



50



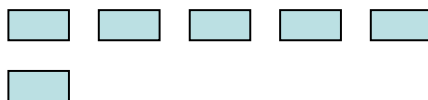
60



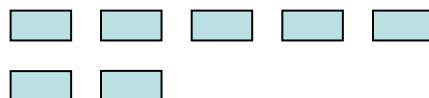
80



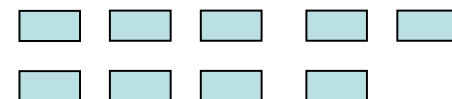
50



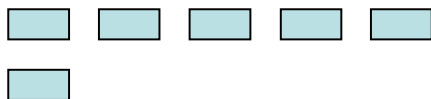
60



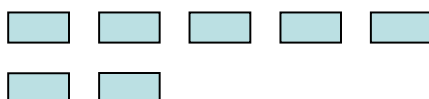
70



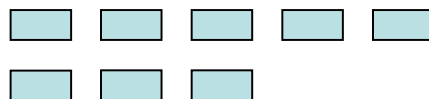
90



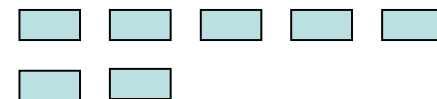
60



70



80

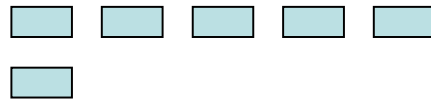


70

NUMERARE PER DIECI
Far numerare per dieci, facendo trovare sulla parte destra del foglio la risposta
corretta.



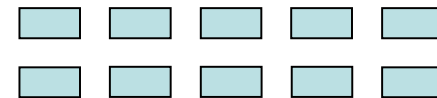
50



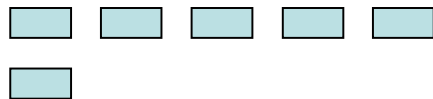
60



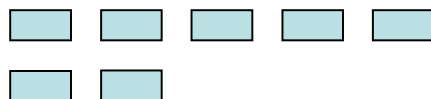
70



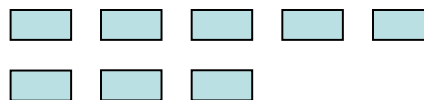
100



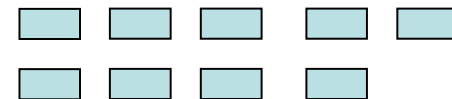
60



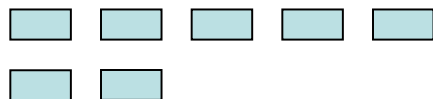
70



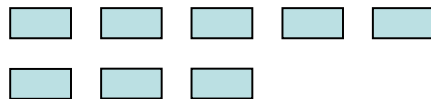
80



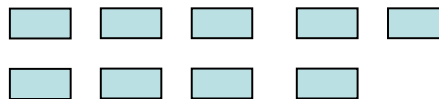
90



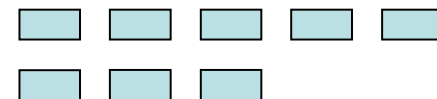
70



80



90



80

NUMERARE PER DIECI

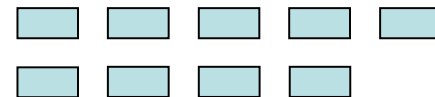
Far numerare per dieci, facendo trovare sulla parte destra del foglio la risposta corretta.



10



20



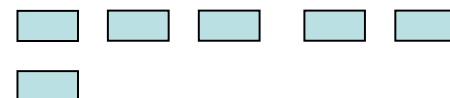
90



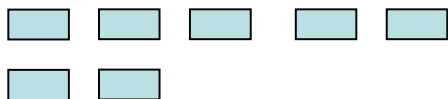
40



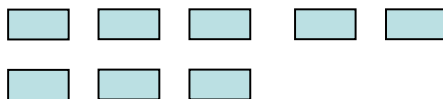
50



60



70



80



30

NUMERARE PER DIECI

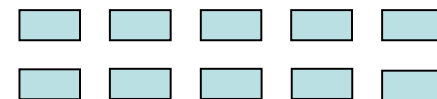
Far numerare per dieci, facendo trovare sulla parte destra del foglio la risposta corretta.



10



20



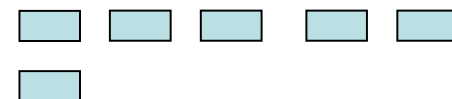
100



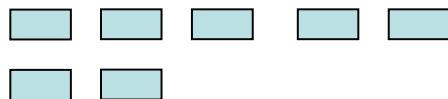
40



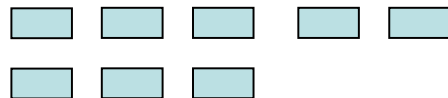
50



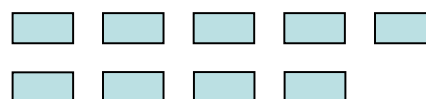
60



70



80






90



30

NUMERARE PER DIECI

Far numerare per dieci, facendo trovare sulla parte destra del foglio la risposta corretta.

			
0	10	20	30
			
10	20	30	50
			
20	30	40	40

NUMERARE PER DIECI

Far numerare per dieci, facendo trovare sulla parte destra del foglio la risposta corretta.



10



20



30

60



20



30



40

50



30



40



50

40

NUMERARE PER DIECI

Far numerare per dieci, facendo trovare sulla parte destra del foglio la risposta corretta.



10



20



30

60



30



40



50

50



20



30









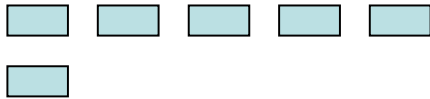


40






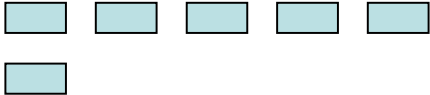

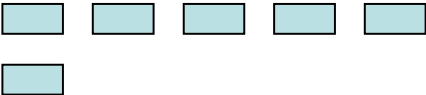
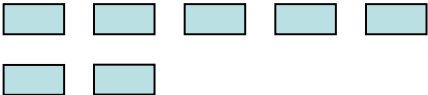
40

NUMERARE PER DIECI

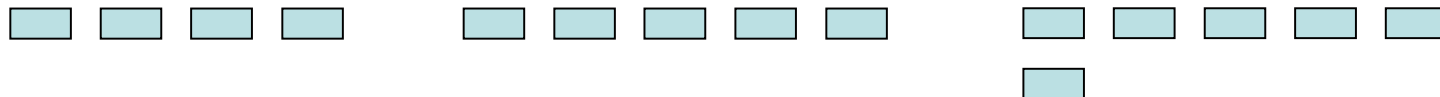
Far numerare per dieci, facendo trovare sulla parte destra del foglio la risposta corretta.

 20	 30	 40	60
 30	 40	 50	50
 40	 50	 60	70

NUMERARE PER DIECI
Far numerare per dieci, facendo trovare sulla parte destra del foglio la risposta
corretta.

 30	 40	 50	80
 40	 50	 60	70
 50	 60	 70	60

NUMERARE PER DIECI
Far numerare per dieci, facendo trovare sulla parte destra del foglio la risposta corretta.

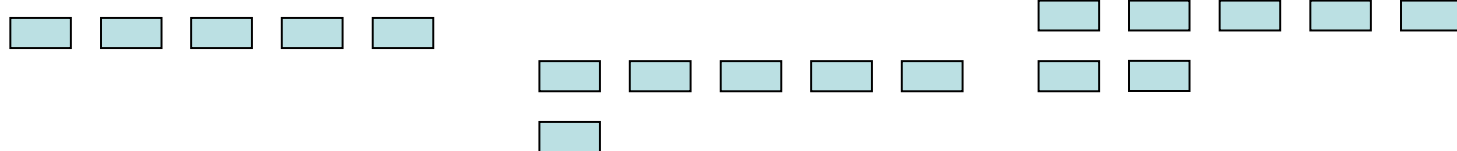


40

50

60

80

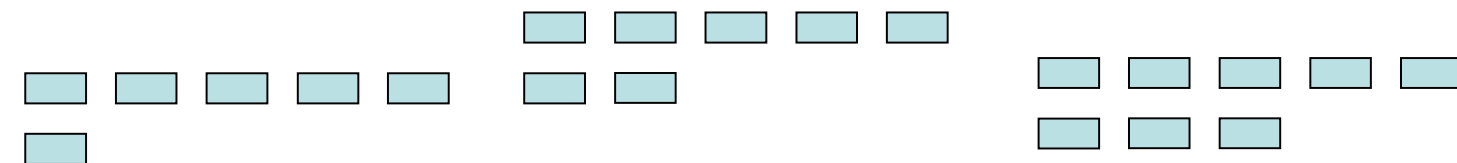


50

60

70

90



60

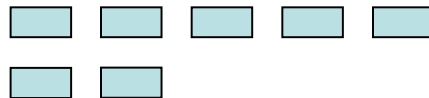
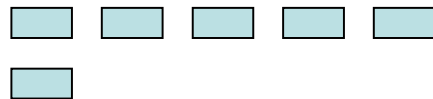
70

80

70

NUMERARE PER DIECI

Far numerare per dieci, facendo trovare sulla parte destra del foglio la risposta corretta.

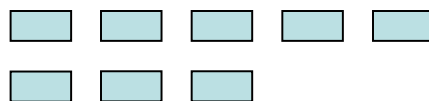
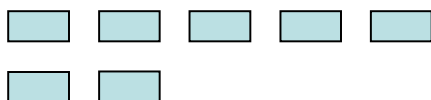
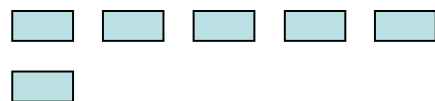


50

60

70

100

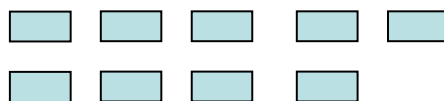
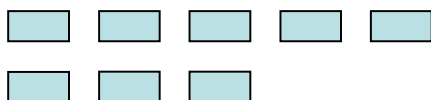
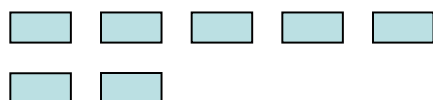


60

70

80

90



70

80

90

80

NUMERARE PER DIECI

Far numerare per dieci, facendo trovare sulla parte destra del foglio la risposta corretta.

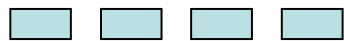


10



20

90

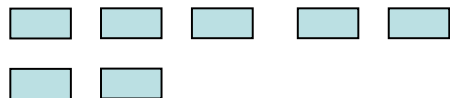


40

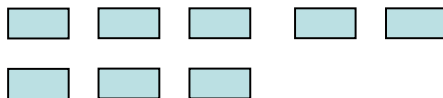


50

60



70



80

30

NUMERARE PER DIECI

Far numerare per dieci, facendo trovare sulla parte destra del foglio la risposta corretta.



10



20

100

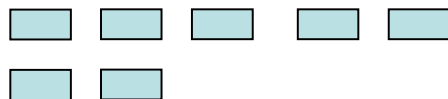


40

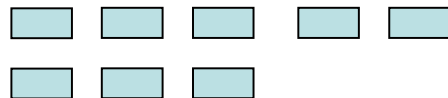


50

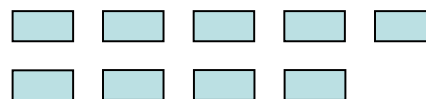
60



70



80



90

30

NUMERARE PER DIECI

Far numerare per dieci, facendo trovare sulla parte destra del foglio la risposta corretta.

0

10

20

30

10

20

30

50

20

30

40

40

NUMERARE PER DIECI

Far numerare per dieci, facendo trovare sulla parte destra del foglio la risposta corretta.

10

20

30

60

20

30

40

50

30

40

50

40

NUMERARE PER DIECI

Far numerare per dieci, facendo trovare sulla parte destra del foglio la risposta corretta.

10

20

30

60

30

40

50

50

20

30

40

40

NUMERARE PER DIECI

Far numerare per dieci, facendo trovare sulla parte destra del foglio la risposta corretta.

20

30

40

60

30

40

50

50

40

50

60

70

NUMERARE PER DIECI

Far numerare per dieci, facendo trovare sulla parte destra del foglio la risposta corretta.

30

40

50

80

40

50

60

70

50

60

70

60

NUMERARE PER DIECI

Far numerare per dieci, facendo trovare sulla parte destra del foglio la risposta corretta.

40

50

60

80

50

60

70

90

60

70

80

70

NUMERARE PER DIECI

Far numerare per dieci, facendo trovare sulla parte destra del foglio la risposta corretta.

50

60

70

100

60

70

80

90

70

80

90

80

NUMERARE PER DIECI

Far numerare per dieci, facendo trovare sulla parte destra del foglio la risposta corretta.

10

20

90

40

50

60

70

80

30

NUMERARE PER DIECI

Far numerare per dieci, facendo trovare sulla parte destra del foglio la risposta corretta.

10

20

100

40

50

60

70

80

90

30

NUMERARE PER DIECI

Far numerare per dieci, facendo trovare sulla parte destra del foglio la risposta corretta.

0

10

20

?

10

20

30

?

20

30

40

?

NUMERARE PER DIECI

Far numerare per dieci, facendo trovare la risposta corretta.

10

20

30

?

20

30

40

?

30

40

50

?

NUMERARE PER DIECI

Far numerare per dieci, facendo trovare la risposta corretta.

10

20

30

?

30

40

50

?

20

30

40

?

NUMERARE PER DIECI

Far numerare per dieci, facendo trovare la risposta corretta.

20

30

40

?

30

40

50

?

40

50

60

?

NUMERARE PER DIECI

Far numerare per dieci, facendo trovare la risposta corretta.

30

40

50

?

40

50

60

?

50

60

70

?

NUMERARE PER DIECI

Far numerare per dieci, facendo trovare la risposta corretta.

40

50

60

?

50

60

70

?

60

70

80

?

NUMERARE PER DIECI

Far numerare per dieci, facendo trovare la risposta corretta.

50

60

70

?

60

70

80

?

70

80

90

?

NUMERARE PER DIECI

Far numerare per dieci, facendo trovare la risposta corretta.

10

20

?

40

50

?

70

80

?

NUMERARE PER DIECI

Far numerare per dieci, facendo trovare la risposta corretta.

10

20

?

40

50

?

70

80

90

?

NUMERARE PER DIECI

Far numerare per dieci, facendo trovare la risposta corretta.