


Emidio Tribulato

Quantità e numeri

"11 - 30"



CENTRO STUDI LOGOS
ONLUS
CENTRO DI RICERCHE PSICOPEDAGOGICHE
VIA PRINCIPE TOMMASO 2 - MESSINA
TEL. 090/46920
DIRETTORE: DOTT. EMIDIO TRIBULATO

Emidio Tribulato

QUANTITA' E NUMERI

(11-30)



2010 - Tutti i diritti riservati. Emidio Tribulato Viale Annunziata 72
Messina – Tel. 090357149 - 09046920

E - mail: postmaster@cslogos.it --- Sito web: www.cslogos.it

QUANTITA' E NUMERI (11 – 30)

Queste schede programmate seguono “**Quantità e numeri (1- 10)**” ed hanno come finalità la discriminazione, il riconoscimento del simbolo numerico e la corrispondenza con quantità equivalenti dall’ **11** al numero **30**. L’apprendimento viene stimolato dapprima mediante una ricerca discriminativa formale, ad esempio: la quantità 11 simbolizzata da dieci palline racchiuse in un rettangolo (una decina) più una pallina messa al di fuori viene associata al numero 11, da ricercare, per confronto, fra altri numeri posti nella parte inferiore della scheda. Successivamente viene richiesta l’associazione fra tre quantità e tre simboli numerici e viceversa.

Alla quantità è stata data una particolare configurazione spaziale, su base cinque in modo tale da rendere più facile la loro comprensione e memorizzazione. Mentre inizialmente, come abbiamo detto sopra, la decina è stata simbolizzata da un rettangolo con all’interno dieci palline successivamente viene visualizzata solo da un rettangolo. Nelle schede di verifica il bambino dovrà disegnare le quantità corrispondenti al numero o viceversa.

UTILIZZAZIONE

Per un corretto uso l’educatore, nelle prime due schede di ogni gruppo, indicando la parte superiore del foglio, dirà semplicemente: “Qui ci sono **11** palline e c’è il numero **11**”, poi facendo scorrere il dito su tutta la parte inferiore della scheda dirà: “Dov’è il numero **11**”. E così via per le successive.

Nelle schede seguenti di ogni gruppo, l’educatore farà denominare al bambino la quantità presente nella parte superiore e farà ricercare il simbolo numerico nella parte inferiore e viceversa. In tal modo questi potrà avere una conoscenza sia delle quantità che dei simboli numerici, l’apprendimento sarà completato mediante esercizi sul quaderno che abbiano la stessa impostazione metodologica.

ETA' MENTALE DI RIFERIMENTO

Sei anni



11


11

18

16

QUANTITA' E NUMERI

Dopo aver evidenziato le quantità far associare i numeri uguali.



11

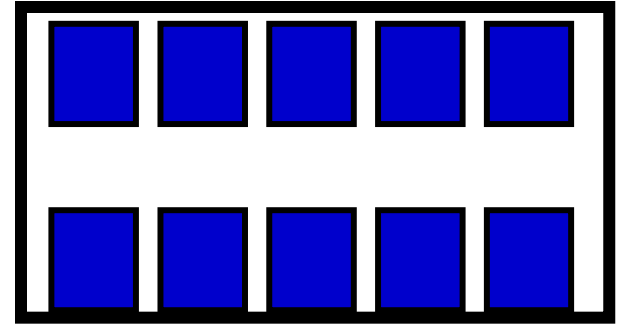
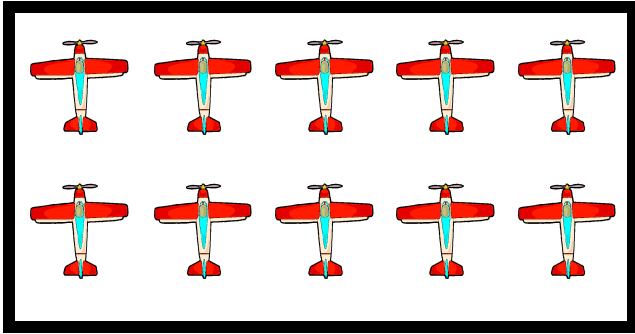
16

19

11

QUANTITA' E NUMERI

Dopo aver evidenziato le quantità far associare i numeri uguali.






11

10

3

QUANTITA' E NUMERI
Far associare le quantità ai numeri e viceversa.





9

4

11

QUANTITA' E NUMERI
Far associare le quantità ai numeri e viceversa.






11

8

5

QUANTITA' E NUMERI

Far associare le quantità ai numeri e viceversa.


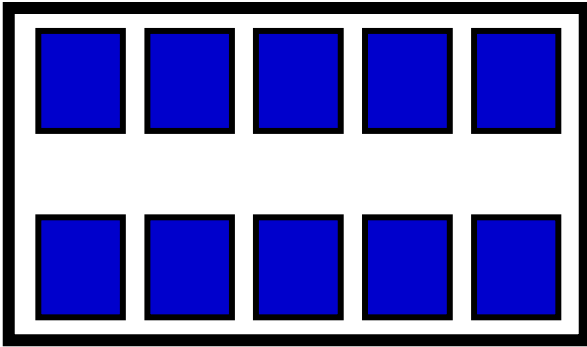



6


11


7

QUANTITA' E NUMERI
Far associare le quantità ai numeri e viceversa.









QUANTITA' E NUMERI
Far scrivere i numeri corrispondenti alle quantità.

SCHEDA DIVERIFICA

11


10

8

9

QUANTITA' E NUMERI

Far disegnare le quantità corrispondenti ai numeri.



12

12

18

15

QUANTITA' E NUMERI

Dopo aver evidenziato le quantità far associare i numeri uguali.



12



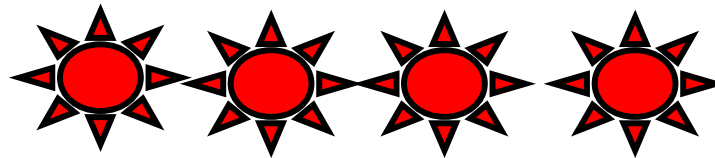


16

14

12

QUANTITA' E NUMERI

Dopo aver evidenziato le quantità far associare i numeri uguali.





11

4

12

QUANTITA' E NUMERI
Far associare le quantità ai numeri e viceversa.






5

12

10

QUANTITA' E NUMERI
Far associare le quantità ai numeri e viceversa.





6

12

9

QUANTITA' E NUMERI
Far associare le quantità ai numeri e viceversa.




7


8

12

QUANTITA' E NUMERI
Far associare le quantità ai numeri e viceversa.









QUANTITA' E NUMERI
Far scrivere i numeri corrispondenti alle quantità.

SCHEDA DIVERIFICA

11

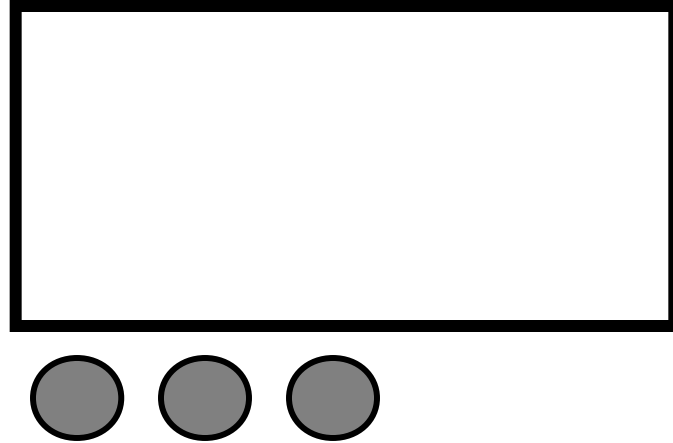
10

9

12

QUANTITA' E NUMERI

Far disegnare le quantità corrispondenti ai numeri.



13


16

13

15

QUANTITA' E NUMERI

Dopo aver evidenziato le quantità far associare i numeri uguali.



13



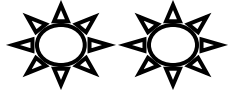
17

13

18

QUANTITA' E NUMERI

Dopo aver evidenziato le quantità far associare i numeri uguali.


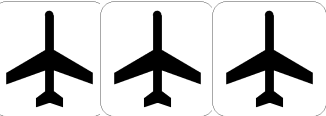




13

12

5

QUANTITA' E NUMERI
Far associare le quantità ai numeri e viceversa.






6

13

11

QUANTITA' E NUMERI
Far associare le quantità ai numeri e viceversa.

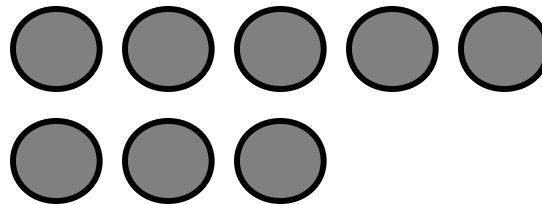



13

7

10

QUANTITA' E NUMERI
Far associare le quantità ai numeri e viceversa.





9

8

13

QUANTITA' E NUMERI
Far associare le quantità ai numeri e viceversa.









QUANTITA' E NUMERI
Far scrivere i numeri corrispondenti alle quantità.

SCHEDA DIVERIFICA

11

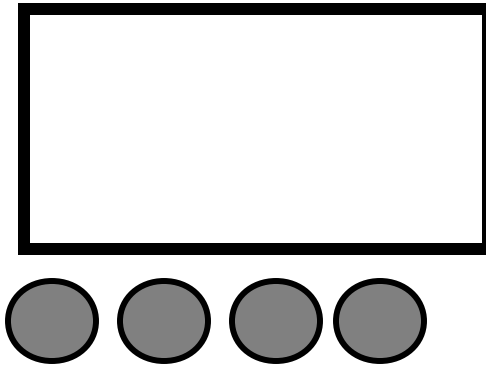
10

13

12

QUANTITA' E NUMERI

Far disegnare le quantità corrispondenti ai numeri.



14


14

15

18

QUANTITA' E NUMERI

Dopo aver evidenziato le quantità far associare i numeri uguali.



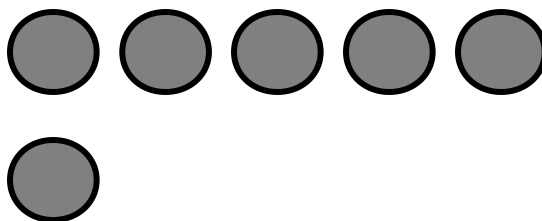

14

17

13

14

QUANTITA' E NUMERI
Dopo aver evidenziato le quantità far associare i numeri uguali.

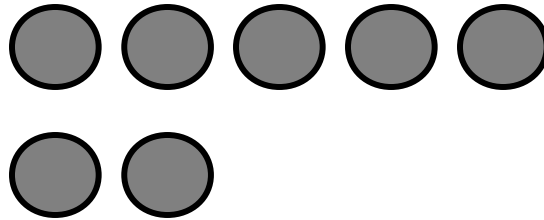




13

14

6

QUANTITA' E NUMERI
Far associare le quantità ai numeri e viceversa.



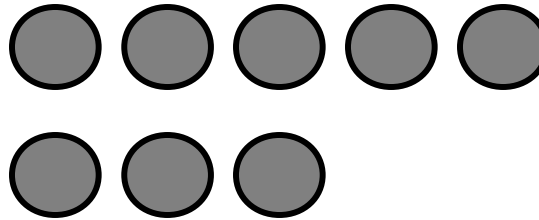

7

14

12

QUANTITA' E NUMERI

Far associare le quantità ai numeri e viceversa.




14

11

8

QUANTITA' E NUMERI
Far associare le quantità ai numeri e viceversa.




9


14

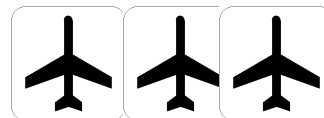
10

QUANTITA' E NUMERI
Far associare le quantità ai numeri e viceversa.









QUANTITA' E NUMERI
Far scrivere i numeri corrispondenti alle quantità.

SCHEDA DIVERIFICA

14

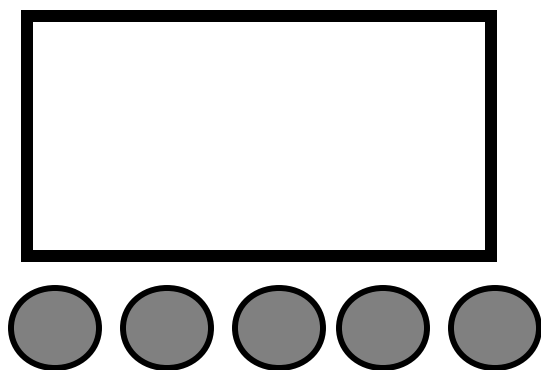
11

12

13

QUANTITA' E NUMERI

Far disegnare le quantità corrispondenti ai numeri.



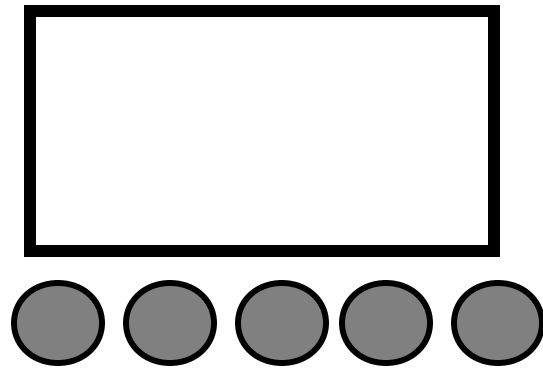
15

17

15

18

QUANTITA' E NUMERI
Dopo aver evidenziato le quantità far associare i numeri uguali.



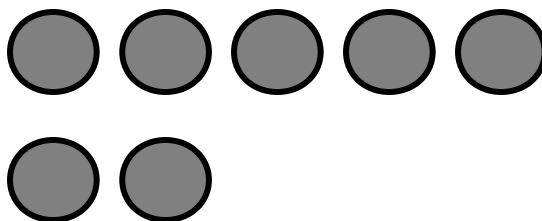
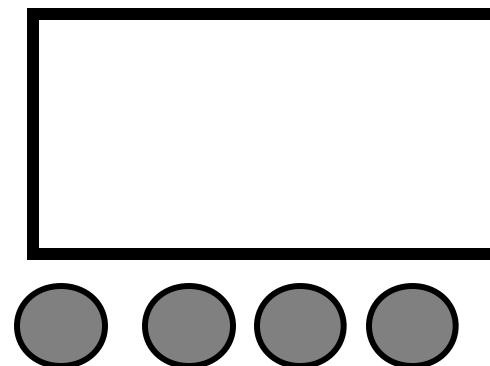
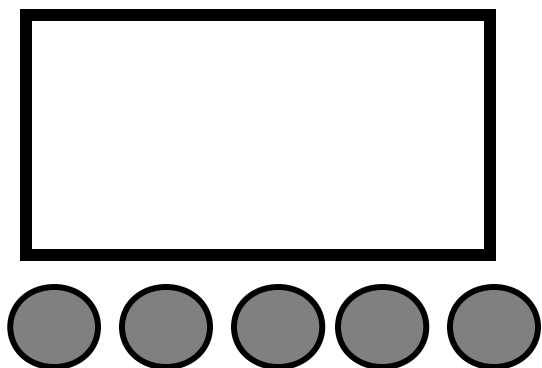
15

17

19

15

QUANTITA' E NUMERI
Dopo aver evidenziato le quantità far associare i numeri uguali.


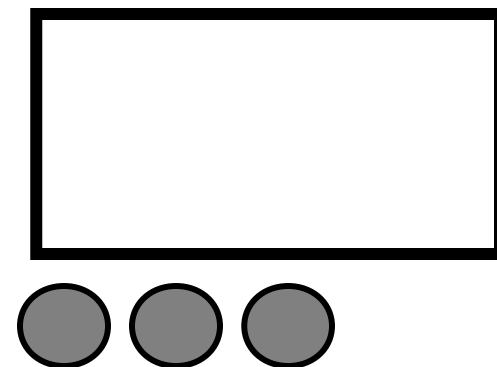
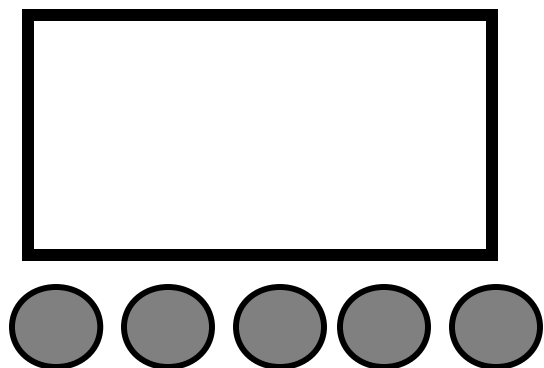


7

14

15

QUANTITA' E NUMERI
Far associare le quantità ai numeri e viceversa.





15

13

8

QUANTITA' E NUMERI

Far associare le quantità ai numeri e viceversa.




15

9

12

QUANTITA' E NUMERI

Far associare le quantità ai numeri e viceversa.





10



15



11

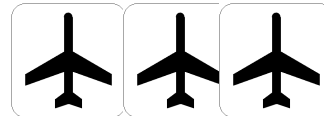
QUANTITA' E NUMERI

Far associare le quantità ai numeri e viceversa.









QUANTITA' E NUMERI
Far scrivere i numeri corrispondenti alle quantità.

15

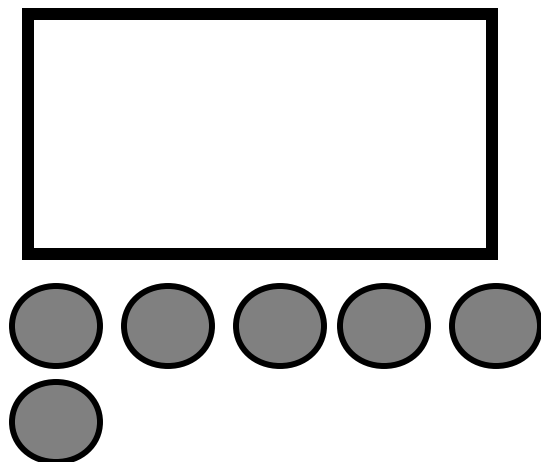
13

12

14

QUANTITA' E NUMERI

Far disegnare le quantità corrispondenti ai numeri.



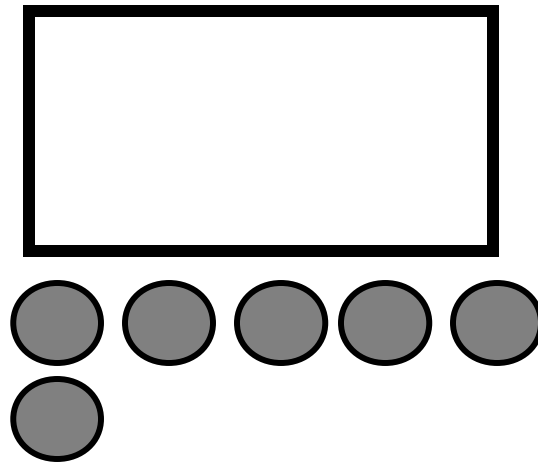
16

16

17

18

QUANTITA' E NUMERI
Dopo aver evidenziato le quantità far associare i numeri uguali.



16

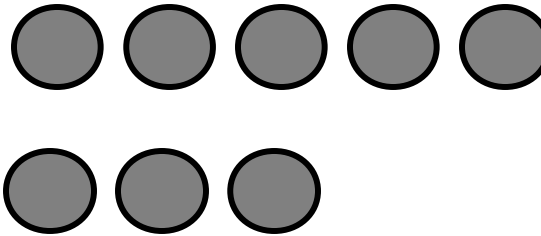


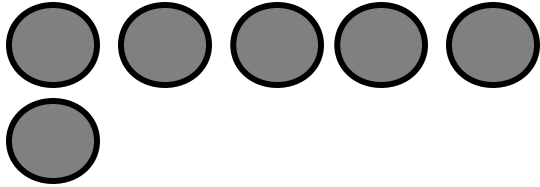
17

19

16

QUANTITA' E NUMERI

Dopo aver evidenziato le quantità far associare i numeri uguali.


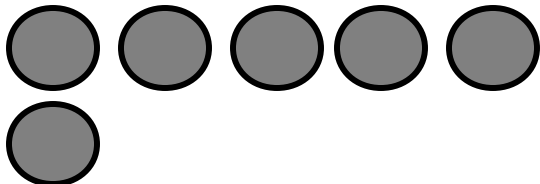


8

16

15

QUANTITA' E NUMERI
Far associare le quantità ai numeri e viceversa.


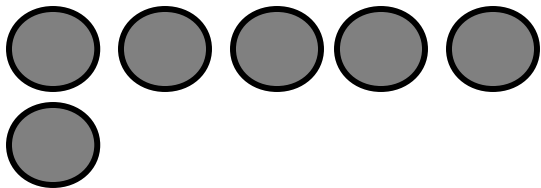


16

14

9

QUANTITA' E NUMERI
Far associare le quantità ai numeri e viceversa.


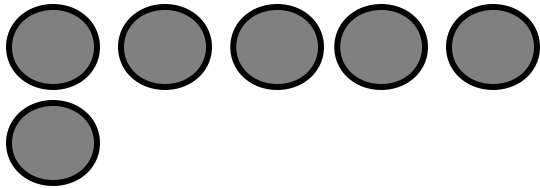


13

16

10

QUANTITA' E NUMERI
Far associare le quantità ai numeri e viceversa.

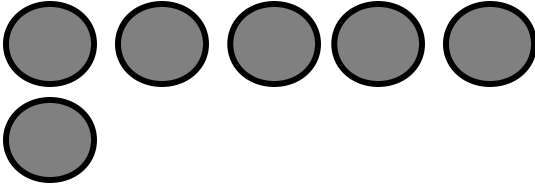



11


12



16

QUANTITA' E NUMERI
Far associare le quantità ai numeri e viceversa.









QUANTITA' E NUMERI
Far scrivere i numeri corrispondenti alle quantità.

SCHEDA DIVERIFICA

13

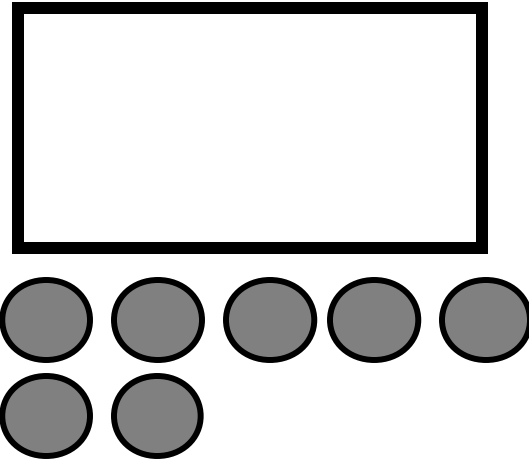
16

15

14

QUANTITA' E NUMERI

Far disegnare le quantità corrispondenti ai numeri.



17

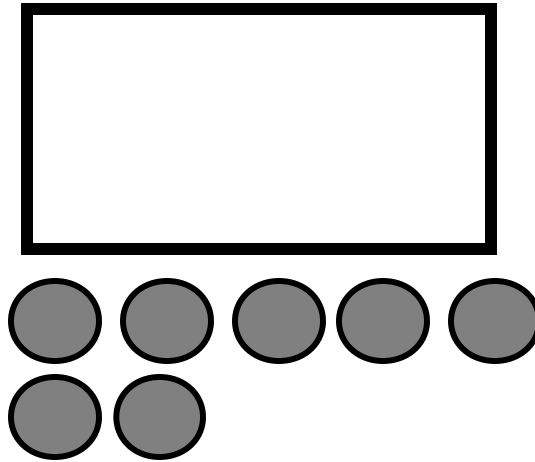
71

17

18

QUANTITA' E NUMERI

Dopo aver evidenziato le quantità far associare i numeri uguali.



17


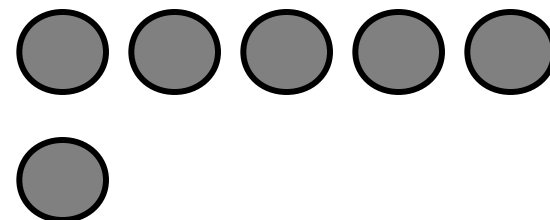
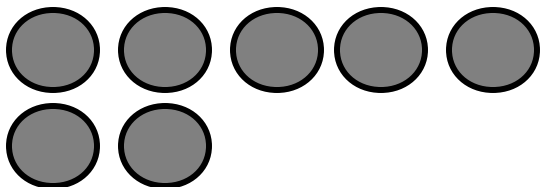
17

19

21

QUANTITA' E NUMERI

Dopo aver evidenziato le quantità far associare i numeri uguali.




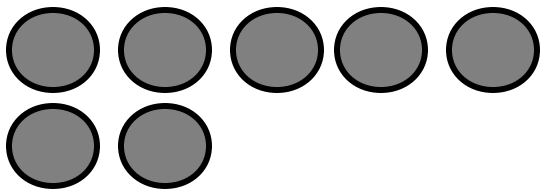
17

16

9

QUANTITA' E NUMERI

Far associare le quantità ai numeri e viceversa.




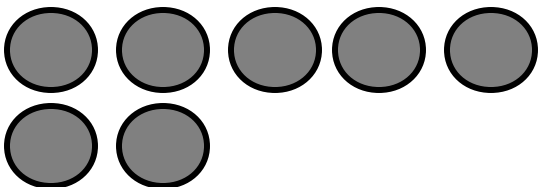
10

17

15

QUANTITA' E NUMERI

Far associare le quantità ai numeri e viceversa.


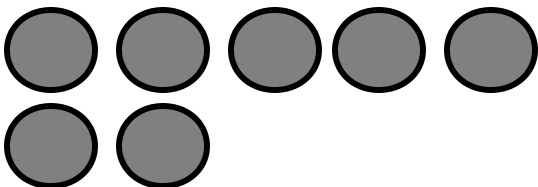


11

14

17

QUANTITA' E NUMERI
Far associare le quantità ai numeri e viceversa.



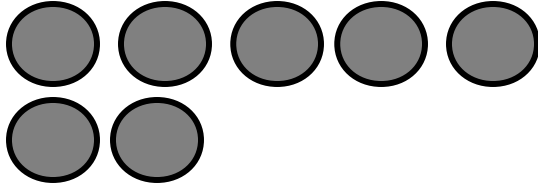
13


17

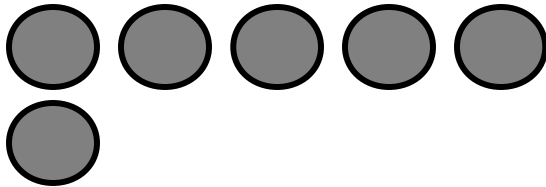

12



QUANTITA' E NUMERI

Far associare le quantità ai numeri e viceversa.









QUANTITA' E NUMERI
Far scrivere i numeri corrispondenti alle quantità.

16

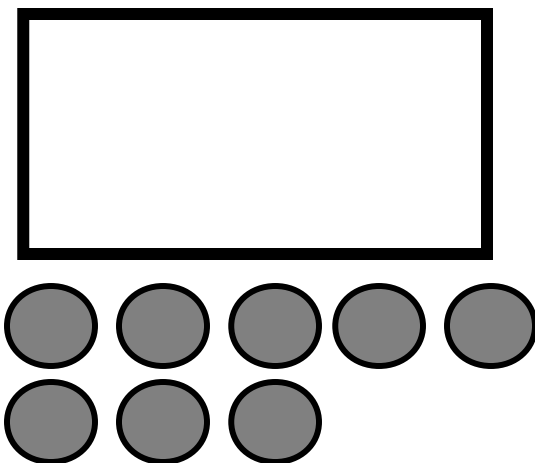
17

15

14

QUANTITA' E NUMERI

Far disegnare le quantità corrispondenti ai numeri.



18

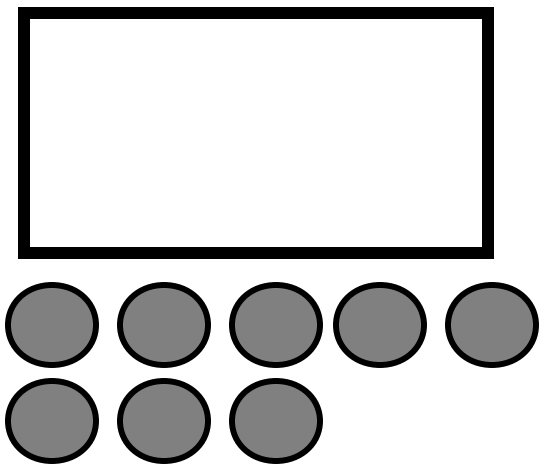
8

28

18

QUANTITA' E NUMERI

Dopo aver evidenziato le quantità far associare i numeri uguali.



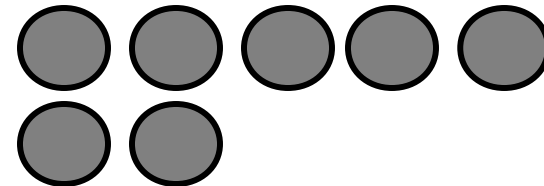

18

18

8

81

QUANTITA' E NUMERI
Dopo aver evidenziato le quantità far associare i numeri uguali.



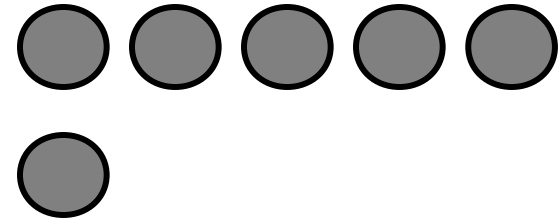
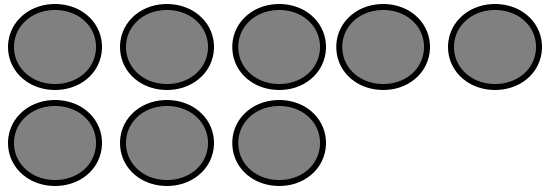
10

18

12

QUANTITA' E NUMERI

Far associare le quantità ai numeri e viceversa.



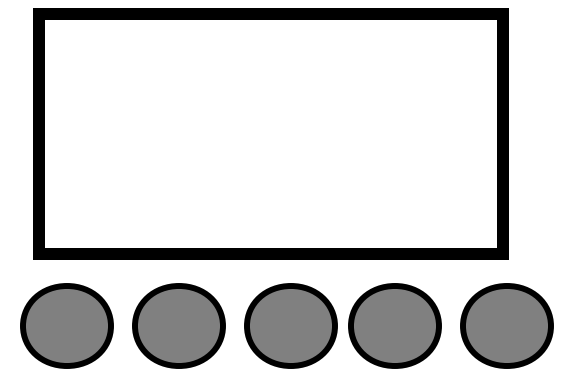

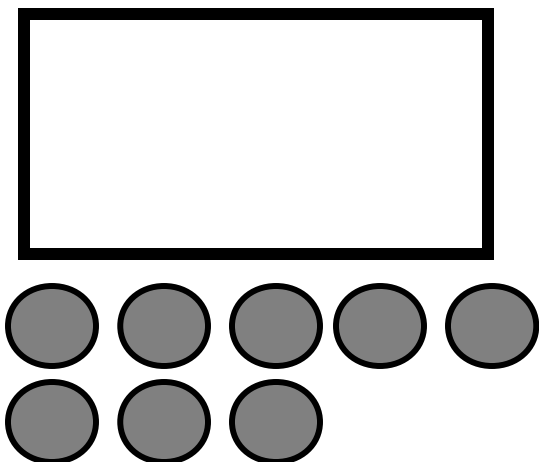
16

18

11

QUANTITA' E NUMERI

Far associare le quantità ai numeri e viceversa.



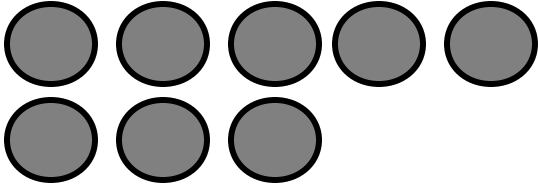


18

15

12

QUANTITA' E NUMERI
Far associare le quantità ai numeri e viceversa.

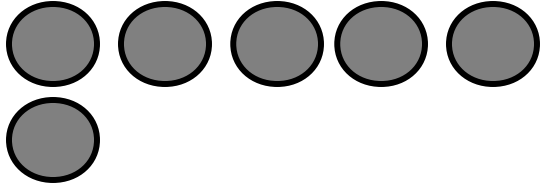


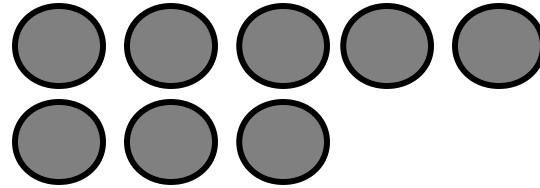
13

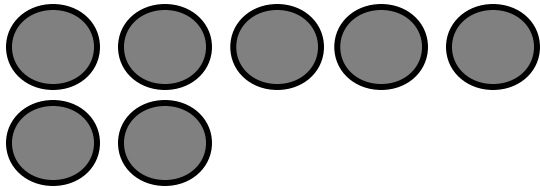

18



14

QUANTITA' E NUMERI
Far associare le quantità ai numeri e viceversa.









QUANTITA' E NUMERI
Far scrivere i numeri corrispondenti alle quantità.

17

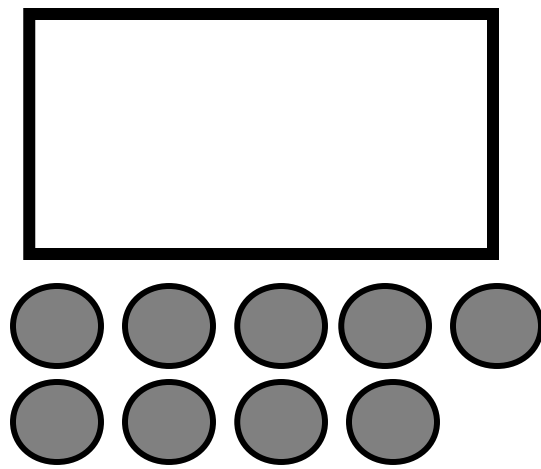
16

15

18

QUANTITA' E NUMERI

Far disegnare le quantità corrispondenti ai numeri.



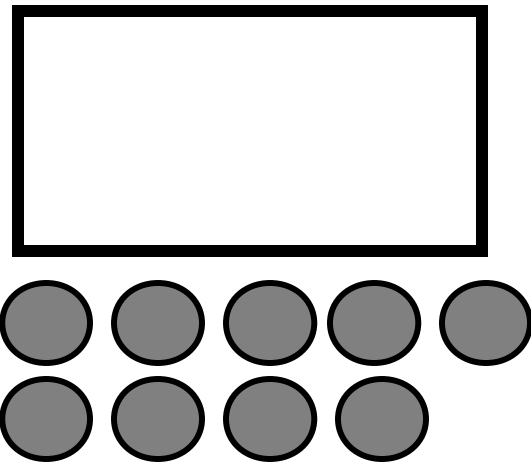
19

19

12

29

QUANTITA' E NUMERI
Dopo aver evidenziato le quantità far associare i numeri uguali.






19

91

19

29

QUANTITA' E NUMERI
Dopo aver evidenziato le quantità far associare i numeri uguali.

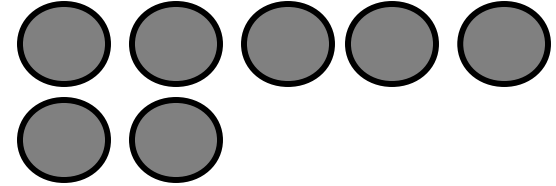





19

18

11

QUANTITA' E NUMERI
Far associare le quantità ai numeri e viceversa.

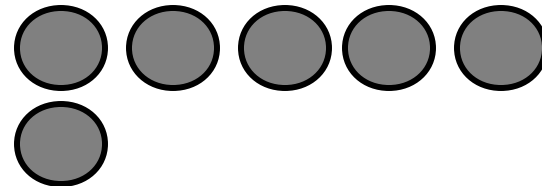




12

19

17

QUANTITA' E NUMERI
Far associare le quantità ai numeri e viceversa.






16

13

19

QUANTITA' E NUMERI
Far associare le quantità ai numeri e viceversa.



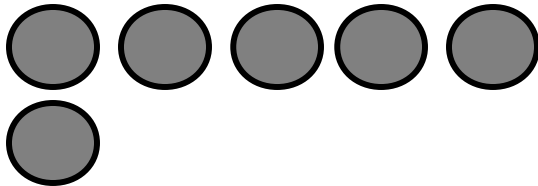
14

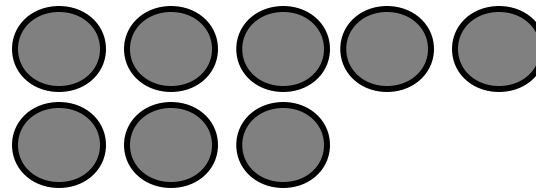
19

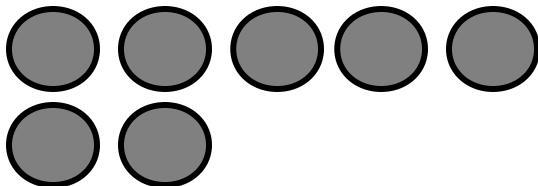
15


QUANTITA' E NUMERI

Far associare le quantità ai numeri e viceversa.









QUANTITA' E NUMERI

Far scrivere i numeri corrispondenti alle quantità.

SCHEDA DIVERIFICA

17


16

19

18

QUANTITA' E NUMERI

Far disegnare le quantità corrispondenti ai numeri.



20


23

20

02

QUANTITA' E NUMERI

Dopo aver evidenziato le quantità far associare i numeri uguali.



20




20

22

29

QUANTITA' E NUMERI

Dopo aver evidenziato le quantità far associare i numeri uguali.



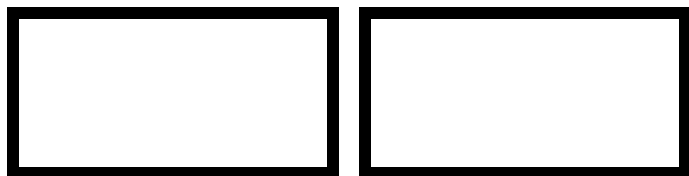


12

19

20

QUANTITA' E NUMERI
Far associare le quantità ai numeri e viceversa.


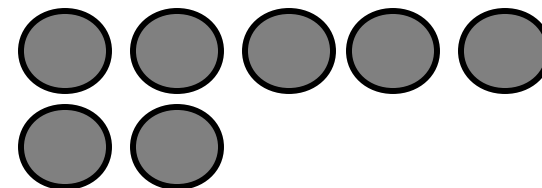


20

13

18

QUANTITA' E NUMERI
Far associare le quantità ai numeri e viceversa.

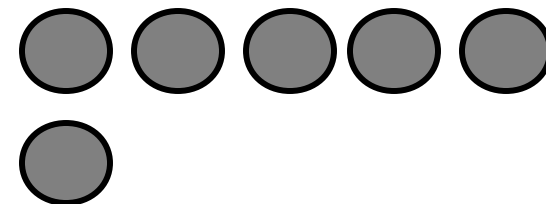



14

17

20

QUANTITA' E NUMERI
Far associare le quantità ai numeri e viceversa.

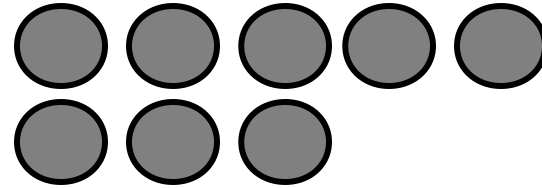
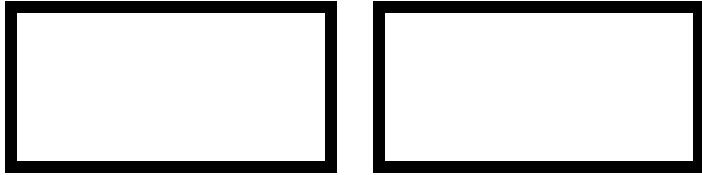



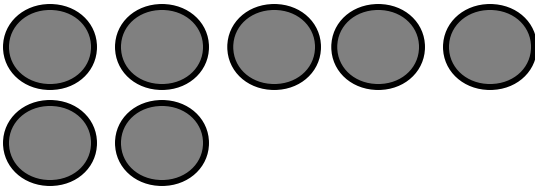
15

20

16

QUANTITA' E NUMERI
Far associare le quantità ai numeri e viceversa.





QUANTITA' E NUMERI
Far scrivere i numeri corrispondenti alle quantità.

20

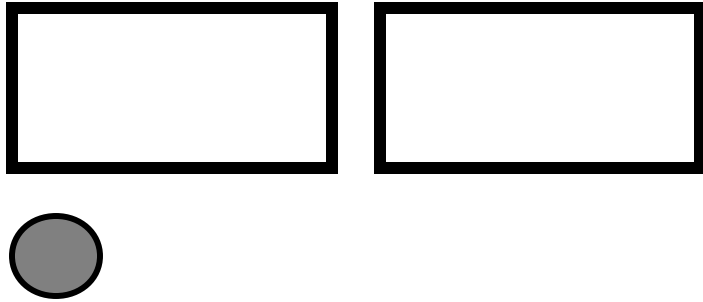
17

19

18

QUANTITA' E NUMERI

Far disegnare le quantità corrispondenti ai numeri.



21

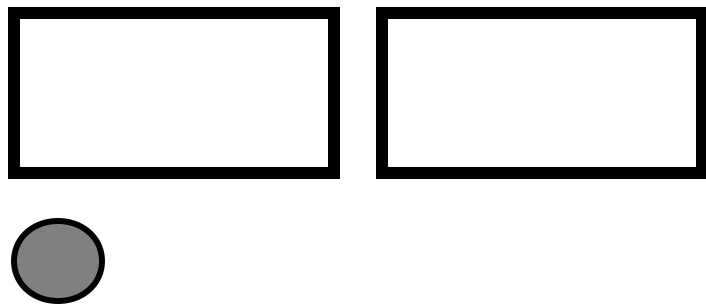
12

21

28

QUANTITA' E NUMERI

Dopo aver evidenziato le quantità far associare i numeri uguali.



21


2

22

21

QUANTITA' E NUMERI

Dopo aver evidenziato le quantità far associare i numeri uguali.







21

20

13

QUANTITA' E NUMERI

Far associare le quantità ai numeri e viceversa.






21

19

14

QUANTITA' E NUMERI

Far associare le quantità ai numeri e viceversa.

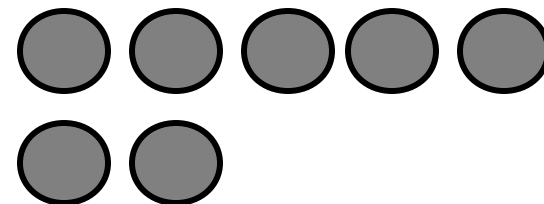
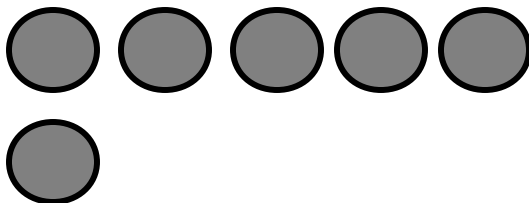



15

18

21

QUANTITA' E NUMERI
Far associare le quantità ai numeri e viceversa.



21

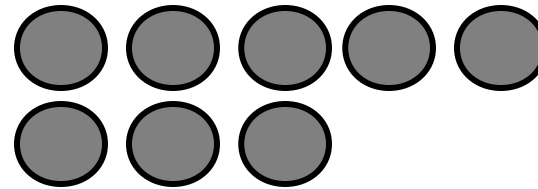
16



17

QUANTITA' E NUMERI

Far associare le quantità ai numeri e viceversa.

SCHEDA DIVERIFICA





QUANTITA' E NUMERI
Far scrivere i numeri corrispondenti alle quantità.

20

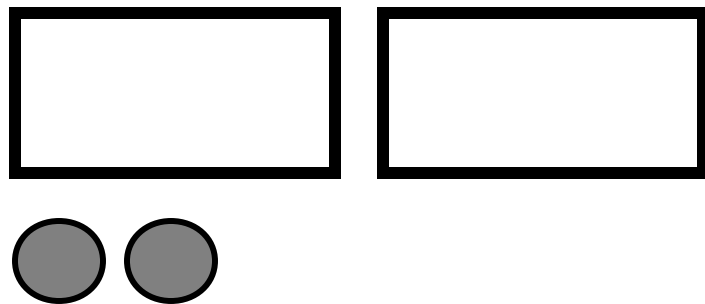
21

19

18

QUANTITA' E NUMERI

Far disegnare le quantità corrispondenti ai numeri.



22

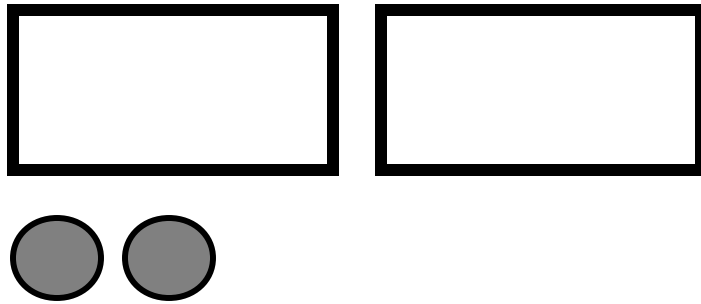
22

20

28

QUANTITA' E NUMERI

Dopo aver evidenziato le quantità far associare i numeri uguali.





22

2

22

29

QUANTITA' E NUMERI
Dopo aver evidenziato le quantità far associare i numeri uguali.





21

14

22

QUANTITA' E NUMERI
Far associare le quantità ai numeri e viceversa.

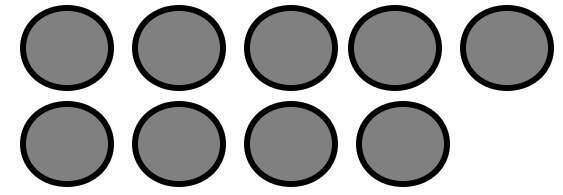
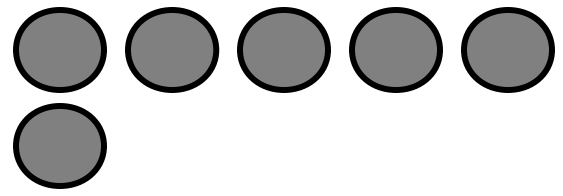




20

22

15

QUANTITA' E NUMERI
Far associare le quantità ai numeri e viceversa.


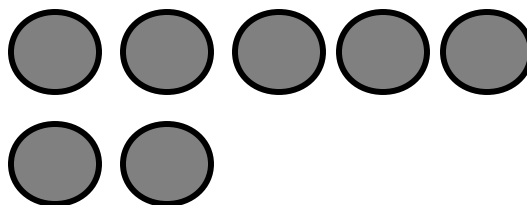



22

19

16

QUANTITA' E NUMERI
Far associare le quantità ai numeri e viceversa.






17

22

18

QUANTITA' E NUMERI
Far associare le quantità ai numeri e viceversa.





QUANTITA' E NUMERI
Far scrivere i numeri corrispondenti alle quantità.

20

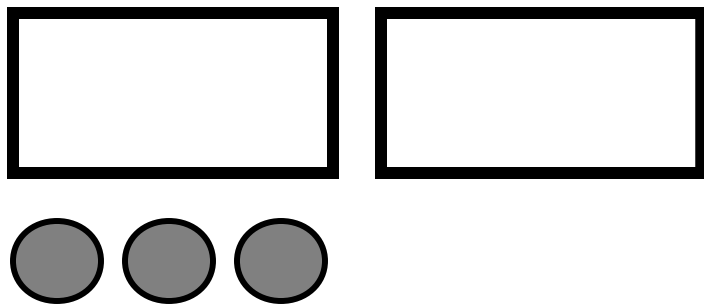
21

19

22

QUANTITA' E NUMERI

Far disegnare le quantità corrispondenti ai numeri.



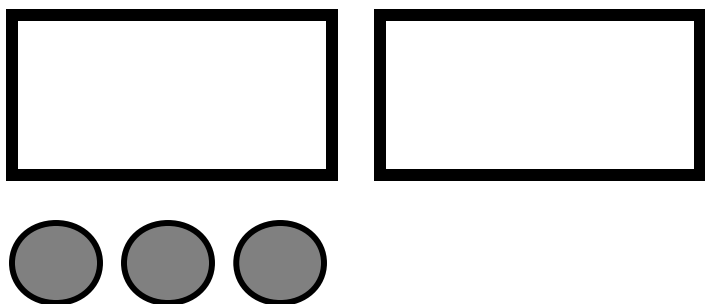
23

23

32

28

QUANTITA' E NUMERI
Dopo aver evidenziato le quantità far associare i numeri uguali.



23



2

22

23

QUANTITA' E NUMERI

Dopo aver evidenziato le quantità far associare i numeri uguali.



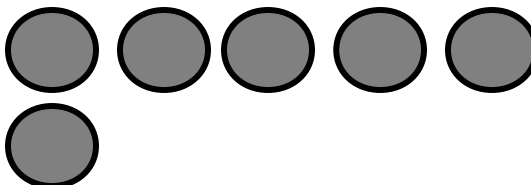


23

22

15

QUANTITA' E NUMERI

Far associare le quantità ai numeri e viceversa.

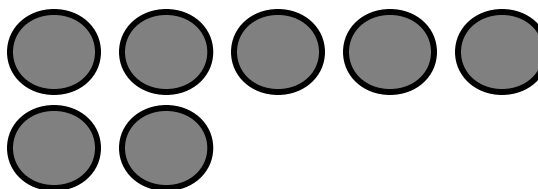



16

23

21

QUANTITA' E NUMERI
Far associare le quantità ai numeri e viceversa.




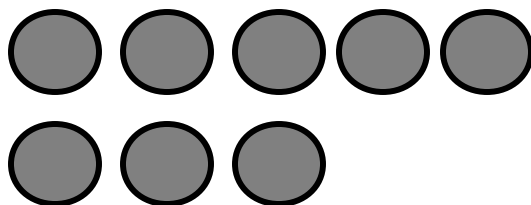

20

17

23

QUANTITA' E NUMERI

Far associare le quantità ai numeri e viceversa.






23

18

19

QUANTITA' E NUMERI
Far associare le quantità ai numeri e viceversa.



QUANTITA' E NUMERI

Far scrivere i numeri corrispondenti alle quantità.

20


21

23

22

QUANTITA' E NUMERI

Far disegnare le quantità corrispondenti ai numeri.



24

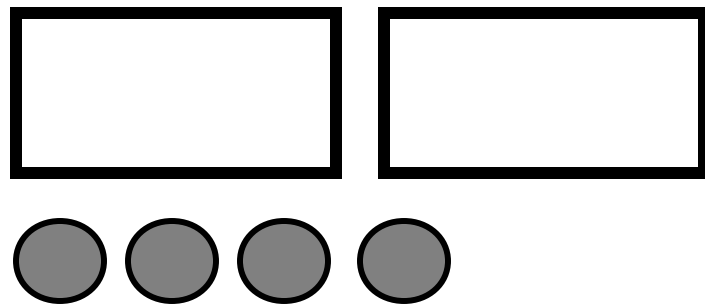
24

20

42

QUANTITA' E NUMERI

Dopo aver evidenziato le quantità far associare i numeri uguali.



24

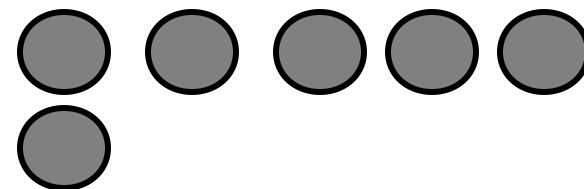




2

24

42

QUANTITA' E NUMERI

Dopo aver evidenziato le quantità far associare i numeri uguali.

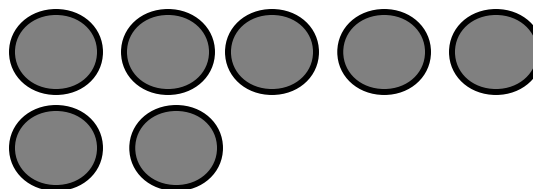






23

16

24

QUANTITA' E NUMERI
Far associare le quantità ai numeri e viceversa.







24

22

17

QUANTITA' E NUMERI

Far associare le quantità ai numeri e viceversa.






21

24

18

QUANTITA' E NUMERI
Far associare le quantità ai numeri e viceversa.







24

19

20

QUANTITA' E NUMERI
Far associare le quantità ai numeri e viceversa.



QUANTITA' E NUMERI

Far scrivere i numeri corrispondenti alle quantità.

24

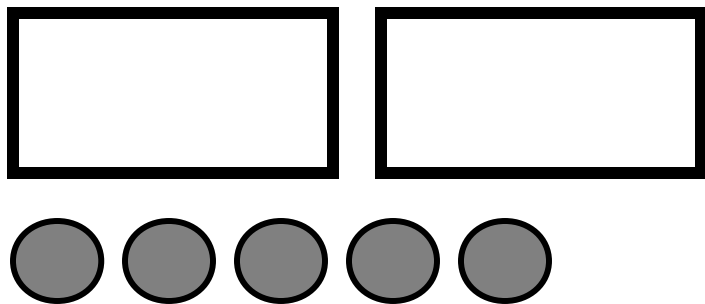
21

23

22

QUANTITA' E NUMERI

Far disegnare le quantità corrispondenti ai numeri.



25

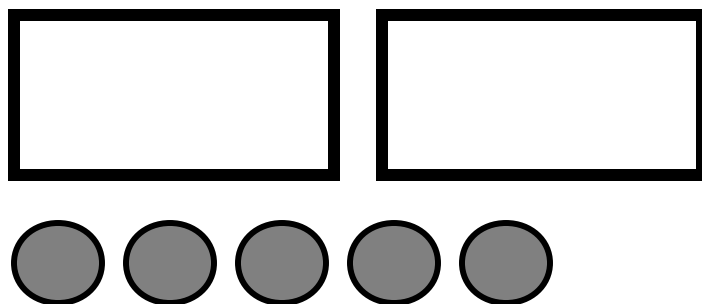
15

25

52

QUANTITA' E NUMERI

Dopo aver evidenziato le quantità far associare i numeri uguali.



25

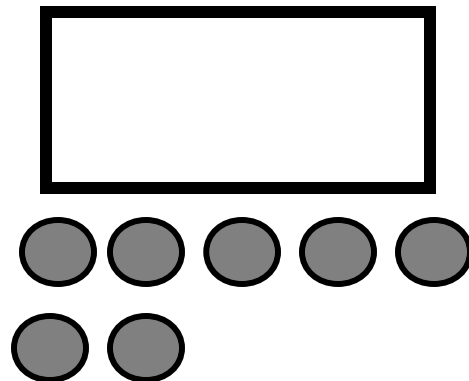


25

22

29

QUANTITA' E NUMERI

Dopo aver evidenziato le quantità far associare i numeri uguali.

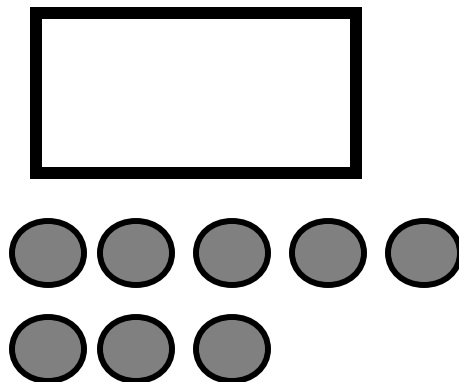
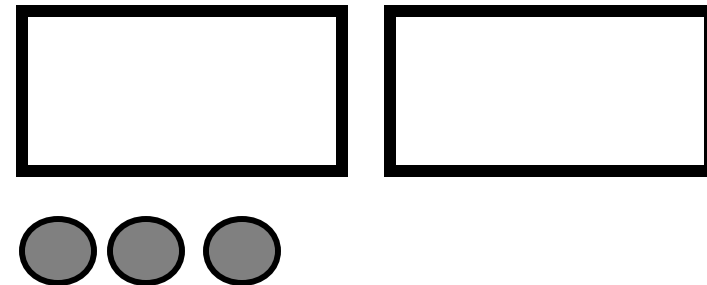



17

25

24

QUANTITA' E NUMERI
Far associare le quantità ai numeri e viceversa.

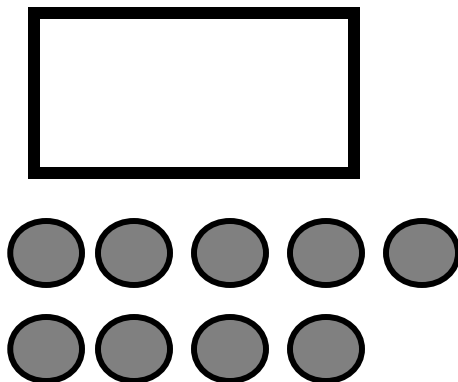
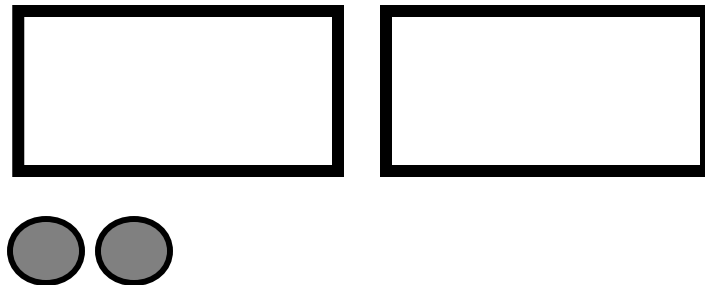



25

23

18

QUANTITA' E NUMERI
Far associare le quantità ai numeri e viceversa.






19

22

25

QUANTITA' E NUMERI
Far associare le quantità ai numeri e viceversa.





25



21

20

QUANTITA' E NUMERI

Far associare le quantità ai numeri e viceversa.





QUANTITA' E NUMERI
Far scrivere i numeri corrispondenti alle quantità.

24

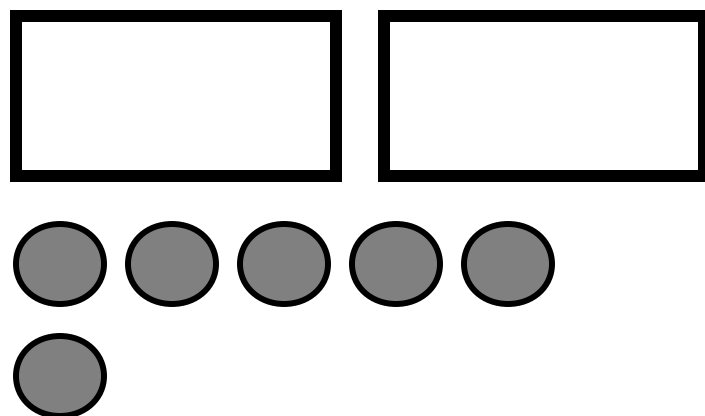
25

23

22

QUANTITA' E NUMERI

Far disegnare le quantità corrispondenti ai numeri.



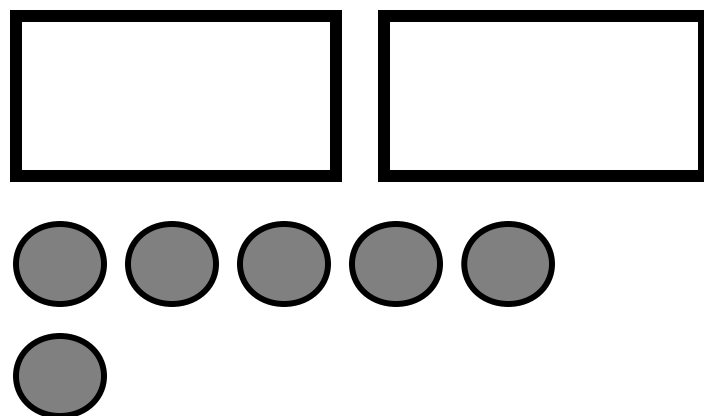
26

23

26

28

QUANTITA' E NUMERI
Dopo aver evidenziato le quantità far associare i numeri uguali.



26





62

29

26

QUANTITA' E NUMERI

Dopo aver evidenziato le quantità far associare i numeri uguali.







25

18

26

QUANTITA' E NUMERI
Far associare le quantità ai numeri e viceversa.







26

19

24

QUANTITA' E NUMERI
Far associare le quantità ai numeri e viceversa.







20

26

23

QUANTITA' E NUMERI

Far associare le quantità ai numeri e viceversa.



22



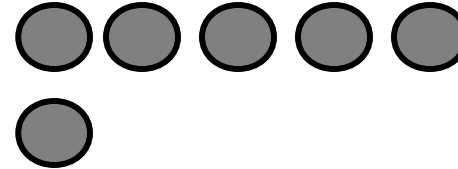

21

26

QUANTITA' E NUMERI

Far associare le quantità ai numeri e viceversa.

SCHEDA DIVERIFICA



QUANTITA' E NUMERI

Far scrivere i numeri corrispondenti alle quantità.

24

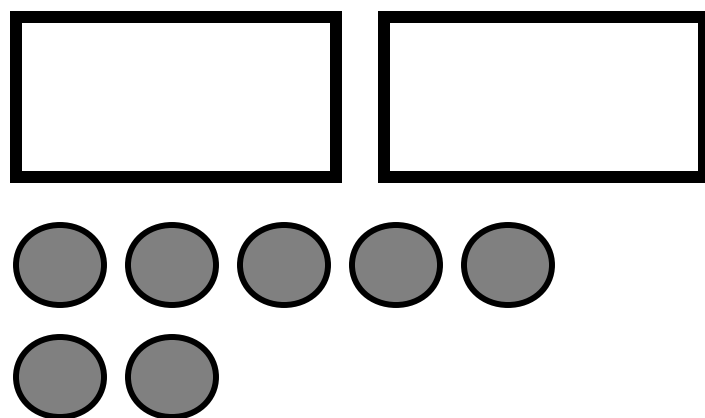
25

23

26

QUANTITA' E NUMERI

Far disegnare le quantità corrispondenti ai numeri.



27

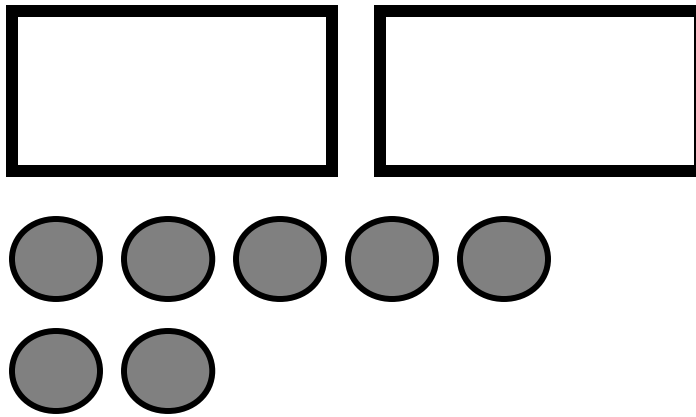
27

72

17

QUANTITA' E NUMERI

Dopo aver evidenziato le quantità far associare i numeri uguali.



27

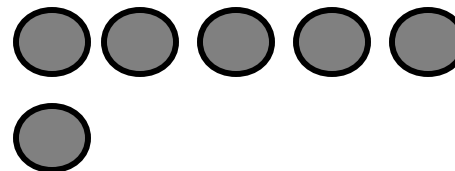




7

22

27

QUANTITA' E NUMERI

Dopo aver evidenziato le quantità far associare i numeri uguali.







27

26

19

QUANTITA' E NUMERI
Far associare le quantità ai numeri e viceversa.







25

27

20

QUANTITA' E NUMERI
Far associare le quantità ai numeri e viceversa.







24

27

21

QUANTITA' E NUMERI

Far associare le quantità ai numeri e viceversa.



27

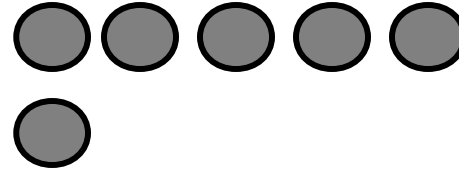
22

23

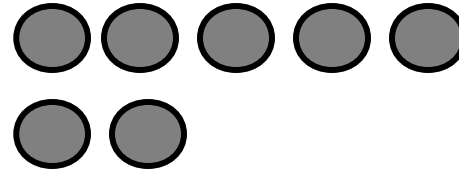
QUANTITA' E NUMERI
Far associare le quantità ai numeri e viceversa.

SCHEDA DIVERIFICA









QUANTITA' E NUMERI

Far scrivere i numeri corrispondenti alle quantità.

24

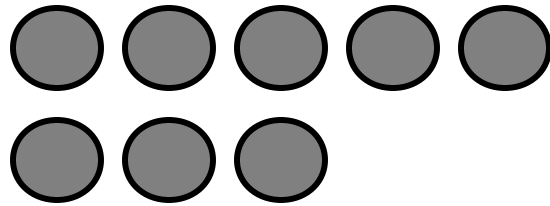
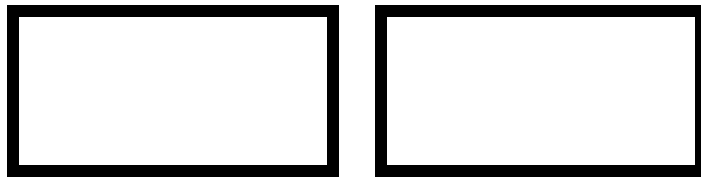
25

27

26

QUANTITA' E NUMERI

Far disegnare le quantità corrispondenti ai numeri.



28

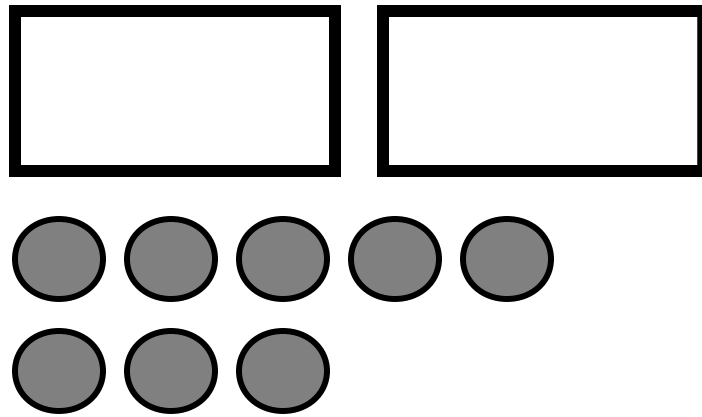
23

26

28

QUANTITA' E NUMERI

Dopo aver evidenziato le quantità far associare i numeri uguali.



28


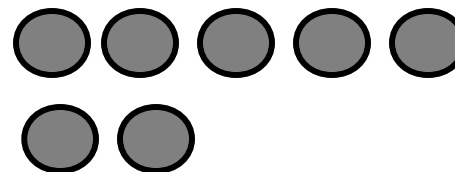



28

82

29

QUANTITA' E NUMERI

Dopo aver evidenziato le quantità far associare i numeri uguali.


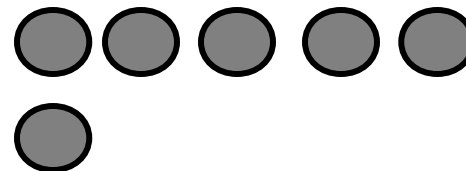





20

27

28

QUANTITA' E NUMERI
Far associare le quantità ai numeri e viceversa.







28

26

21

QUANTITA' E NUMERI

Far associare le quantità ai numeri e viceversa.







25

28

22

QUANTITA' E NUMERI

Far associare le quantità ai numeri e viceversa.




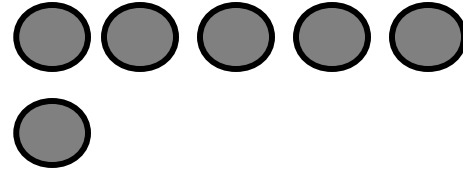
28


24

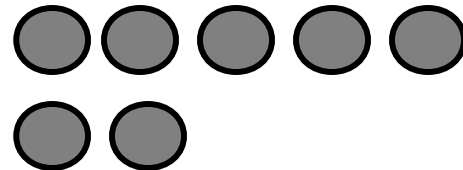
23

QUANTITA' E NUMERI
Far associare le quantità ai numeri e viceversa.









QUANTITA' E NUMERI
Far scrivere i numeri corrispondenti alle quantità.

28

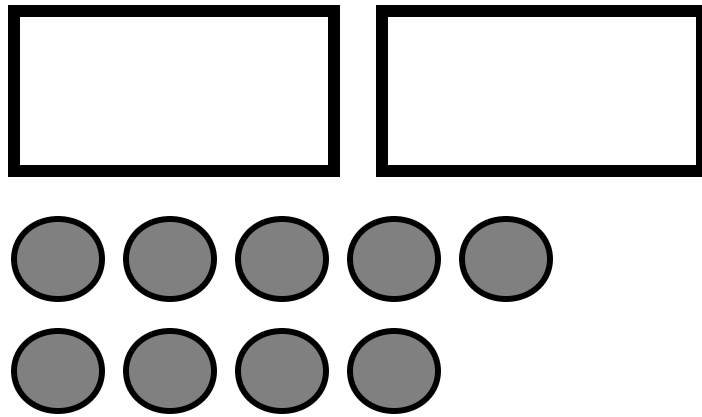
25

27

26

QUANTITA' E NUMERI

Far disegnare le quantità corrispondenti ai numeri.



29

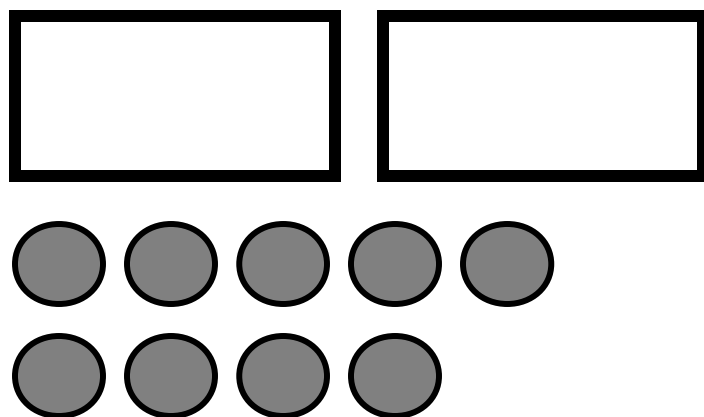
23

26

28

QUANTITA' E NUMERI

Dopo aver evidenziato le quantità far associare i numeri uguali.



29






92

19

29

QUANTITA' E NUMERI

Dopo aver evidenziato le quantità far associare i numeri uguali.


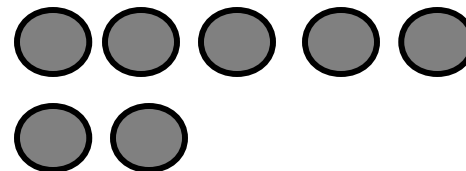





21

29

28

QUANTITA' E NUMERI
Far associare le quantità ai numeri e viceversa.




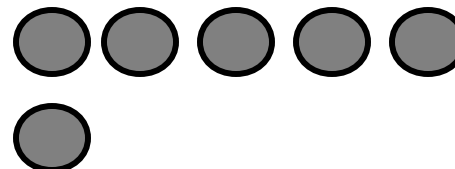



29

27

22

QUANTITA' E NUMERI

Far associare le quantità ai numeri e viceversa.







26

23

29

QUANTITA' E NUMERI

Far associare le quantità ai numeri e viceversa.

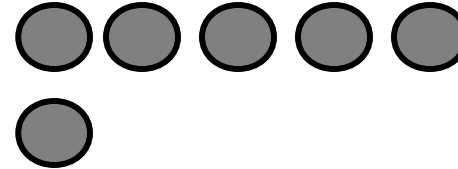



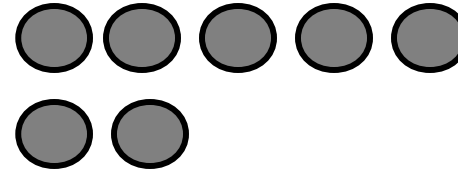

24

29

25

QUANTITA' E NUMERI
Far associare le quantità ai numeri e viceversa.





QUANTITA' E NUMERI
Far scrivere i numeri corrispondenti alle quantità.

28

29

27

26

QUANTITA' E NUMERI

Far disegnare le quantità corrispondenti ai numeri.



30

23

03

30

QUANTITA' E NUMERI

Dopo aver evidenziato le quantità far associare i numeri uguali.



30




3

30

23

QUANTITA' E NUMERI

Dopo aver evidenziato le quantità far associare i numeri uguali.






30

22

29

QUANTITA' E NUMERI

Far associare le quantità ai numeri e viceversa.




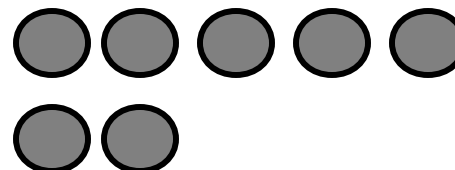

23

28

30

QUANTITA' E NUMERI

Far associare le quantità ai numeri e viceversa.



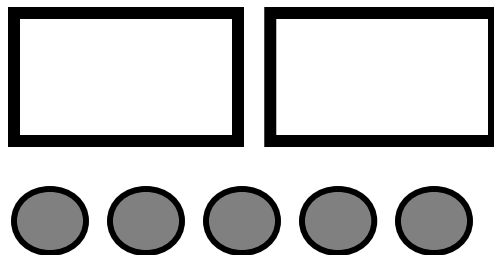
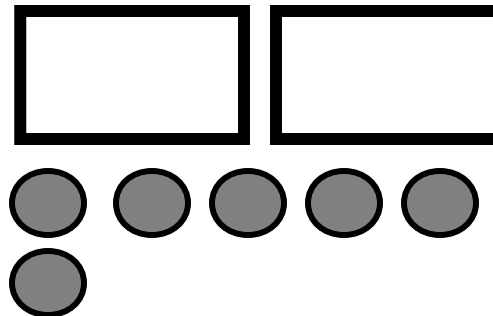
24

30

27

QUANTITA' E NUMERI

Far associare le quantità ai numeri e viceversa.





30

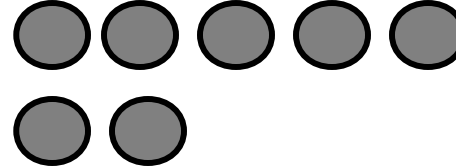
26

25

QUANTITA' E NUMERI
Far associare le quantità ai numeri e viceversa.







QUANTITA' E NUMERI
Far scrivere i numeri corrispondenti alle quantità.

28

29

27

30

QUANTITA' E NUMERI

Far disegnare le quantità corrispondenti ai numeri.