

LEGGO ANCH'IO

Prima parte

*Emidio Tribulato
Isabella Ialacqua
Rosaria Visalli*

CA



Fun

Volume 1

CENTRO STUDI LOGOS
ONLUS
CENTRO DI RICERCHE PSICOPEDAGOGICHE
VIA PRINCIPE TOMMASO 2 - MESSINA
TEL. 090/46920
DIRETTORE: DOTT. EMIDIO TRIBULATO

“LEGGO ANCH'IO”

LETTURA SILLABICA FACILITATA

Prima Parte

*Emidio Tribulato
Isabella Falaequa
Rosaria visalli*

 2009 - Tutti i diritti riservati.

E - mail: postmaster@cslogos.it --- Nuovo sito web: www.cslogos.it

Vol. I

PREMESSA

Obiettivo di questo lavoro è stato quello di rendere la lettura accessibile a un numero il più vasto possibile di bambini. Sappiamo infatti che la lettura analitica, la quale implica la sintesi e l'analisi sillabica, presenta delle difficoltà notevoli insite nei processi percettivi e logici che sottendono a questo tipo di attività.

Quando infatti il bambino si ritrova a leggere una sillaba, partendo dalla conoscenza delle consonanti e delle vocali, è costretto ad unire l'elemento fonico della consonante che, in qualunque modo la si pronuncia viene avvertita sempre unita ad una vocale, con un altro elemento fonico presente nella parola scritta, un'altra consonante o una vocale. In ogni caso è costretto mentalmente ad eliminare dalla consonante la parte fonica riguardante la vocale, prima di unirla agli altri elementi presenti nella parola. Ad esempio per leggere "pane" il bambino è costretto a pensare al suono della "p" che può essere pronunciata come "pi" "pu" o in altro modo ancora, ma che in ogni caso non è mai un suono puro e chiaro. A questo deve poi associare la vocale "a" sottraendo il suono "i" o "u". La stessa cosa deve fare per la sillaba "ne". Quando si trova davanti a dei digrammi o trigrammi questa attività diventa ancora più complessa in quanto per leggere ad esempio "stra" è costretto ad unire suoni diversi "su" "tu" "ru" "a" sottraendo ad ogni consonante il suono vocalico.

Anche nella scrittura, in cui si attua l'analisi uditiva delle parole, l'operazione è altrettanto complessa pertanto sono necessarie capacità intellettive di buon livello.

Nella lettura sillabica invece il bambino pronuncia, associa e memorizza i suoni delle sillabe in maniera chiara ed inequivocabile in quanto ogni configurazione grafica ha un suono preciso e netto. Per tale motivo nel programmare una lettura estremamente facilitata abbiamo scelto il metodo sillabico, in quanto, tra l'altro, per i motivi sopradetti consideriamo la sillaba e non la consonante l'elemento base e quindi il primo mattone di ogni parola.

Per favorire al massimo la chiarezza, l'apprendimento, la memorizzazione e l'utilizzazione delle sillabe, ognuna, nel metodo proposto in "Leggo anch'io" viene sottoposta a un percorso cognitivo ben preciso, che è stato individuato mediante continue verifiche sul campo.

1° tipo "Presentazione della sillaba"

La presentazione della sillaba di cui si vuole l'apprendimento, avviene con tutti i caratteri ed è ripetuta più volte nella stessa pagina. La sillaba viene collegata quindi all'immagine e alla parola che la contiene nella parte iniziale, ripetuta più volte con diversi segni grafici, in modo tale da dare al bambino subito il senso del legame che esiste tra questa, l'oggetto e la parola scritta.




UTILIZZAZIONE

Prima fase.

Per utilizzare correttamente questo tipo di scheda l'educatore, indicando con il dito, leggerà la sillaba scritta in vari caratteri stimolando poi il bambino a pronunciare il nome dell'immagine corrispondente e della parola ad essa collegata che verrà quindi letta in modo globale. Se il bambino non conosce il nome dell'oggetto rappresentato sarà l'educatore stesso, per le prime volte a suggerirlo.

Seconda fase.

In questa sarà lo stesso allievo, aiutandosi anche con l'immagine corrispondente, a pronunciare più volte la sillaba presentata e quindi la parola ad essa associata.

Pa	pa	<i>pa</i>	<i>Pa</i>		PALLONE Pallone pallone Pallone
Pa	pa	<i>pa</i>	<i>Pa</i>		PAPÀ Papà papà Papà
Pa	pa	<i>pa</i>	<i>Pa</i>		PALETTA Paletta paletta Paletta

2° tipo: Ricerca della sillaba bersaglio.

In queste schede, utilizzando sempre tutti i tipi di caratteri, la sillaba da apprendere "sillaba bersaglio" dovrà essere evidenziata e riconosciuta, mediante un'attività di confronto, in mezzo ad altre sillabe simili per suono e forma grafica.

UTILIZZAZIONE

L'educatore evidenziando con il dito la "sillaba bersaglio" posta in alto, chiederà al bambino di ritrovarla tra le altre e di denominarla.

		Cerca le	PA	
PA	PO	PA	PI	PA
SA	SI	TE	PA	CA
TA	RA	RU	PA	FA
		Cerca le	pa	
pi	pa	pa	to	ra
fa	pa	la	da	pa
ru	pe	da	zi	pa

3° tipo: Lettura della sillaba con tutti i caratteri.

La sillaba viene presentata per la lettura con tutti i caratteri e con la vocale che segue o precede la consonante, in modo tale che il bambino si abitui a pronunciarla in entrambi i modi.

UTILIZZAZIONE

L'educatore si limiterà a far leggere al bambino tutte le sillabe presenti nella pagina.

Leggi:

PA Pa pa Pa PA pa PA PA

AP ap ap Ap AP AP ap AP




pa Pa Pa Pa PA Pa pa PA

Pa Pa pa Pa pa Pa Pa

AP Ap Ap AP Ap ap ap

4° tipo: lettura di parole con l'aiuto di immagini.


Con questa attività l'allievo imparerà a leggere le parole che contengono la sillaba in esame. La lettura verrà facilitata dalla presenza di numerose immagini che suggeriscono il contenuto della parola e dal fatto che le parole da leggere sono composte da elementi sillabici che il bambino già conosce.

	Leggi
Papà	
Papa	
Pappa	

5° tipo: lettura di frasi.

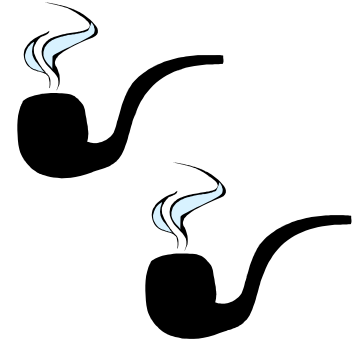
In queste schede vengono presentate, corredate sempre da immagini, delle frasi semplici che contengono sia la sillaba in oggetto che le sillabe già conosciute dal bambino.

Pipa



Leggi

e pipe



Papà



e Pippo



Pipa



e pepe



6° tipo: leggi e associa.

La finalità di questa attività consiste nello stimolare le capacità di comprensione della lettura. Pertanto l'allievo dovrà attuare un processo di associazione tra le parole lette e le immagini corrispondenti.




pappa

papà

papa

7° tipo: associazione fonetica.

Il bambino attraverso un gioco fonetico dovrà associare la sillaba alle parole che la contengono nella parte iniziale. In tal modo egli eserciterà le funzioni di analisi del suono della parola.



PA come
pa come
pa come

8° tipo: lettura di parole senza senso.

La sillaba in esame, unita alle sillabe già presentate con la stessa consonante, dovrà essere in queste schede letta in parole "senza senso", in modo tale da completare l'apprendimento, avendo eliminato non solo l'immagine che poteva suggerire la parola, ma anche il suo significato.

<i>Pe pa</i>	pa pe	PE PO	<i>pe pa</i>
PA PE	<i>Pe po</i>	PA PE	pa pe
<i>pa pe</i>	PO PE	<i>Pe pa</i>	PE PO
<i>O pa</i>	A PO	O PE	<i>O pa</i>

Come si vede l'apprendimento di ogni sillaba viene effettuato attraverso varie attività associative, discriminative, di confronto e di utilizzazione. In ogni caso non dovrà mai essere presentato il suono della consonante, in quanto ciò complicherebbe l'apprendimento senza apportare alcun beneficio. Potranno invece essere effettuate altri giochi fonetici che utilizzano le sillabe tra i quali indichiamo:

1° Ricerca di tutte le sillabe collegate ad una consonante:

ad esempio:

PA- PE- PI -PO - PU; TA- TE- TI -TO-TU; LA- LE-LI-LO-LU ecc....

2° Arriva un bastimento carico di ...

In questo gioco i bambini dovranno a turno ricercare tutte le parole che cominciano con una determinata sillaba. Ad esempio arriva un bastimento carico di PA (patate, pazzi, papà, padelle ecc.)

3° Le parole incatenate.

Un bambino dirà una parola e gli altri, a turno, dovranno pronunciarne un'altra che inizia con la sillaba finale della parola detta. Ad esempio PANE - NEVE-VELA- LAMA- MAMMA- MARE- REMO- MOBILE ecc.

4° Sottolinea la sillaba.

Vengono scritte alla lavagna o sul quaderno due - tre sillabe. Il bambino dovrà sottolineare le sillabe pronunciate chiaramente dall'educatore o dagli altri bambini.

In questo programma di lettura facilitata sono presentate quasi tutte le sillabe, la conoscenza delle quali può permettere la lettura di ogni testo. Nel caso in cui un testo presentasse una sillaba sconosciuta, si consiglia di suggerire semplicemente la sua lettura che sarà appresa rapidamente.

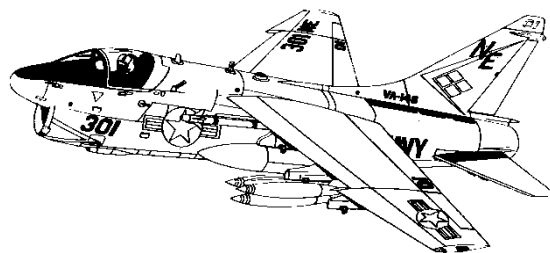
Questo tipo di programma di lettura sillabica facilitata potrà essere utilizzato da tutti i bambini normali e non che abbiano almeno quattro anni di età mentale.

SCRITTURA

Nel caso in cui il bambino presenti delle capacità di prescrittura sufficienti si consiglia di far scrivere sul quaderno sia le sillabe che le parole che di volta in volta incontra nelle schede del quarto, quinto e sesto tipo. La scrittura sarà effettuata utilizzando sia lo stampatello maiuscolo che il corsivo.

Nel caso in cui il bambino non avesse ancora capacità di prescrittura sufficienti si consiglia l'uso di schede di prescrittura mentre contemporaneamente potrà utilizzare la video scrittura o dei cartoncini in cui siano presenti le sillabe conosciute dal bambino. Con tali cartoncini il bambino potrà formare le parole presenti nelle varie schede.

A a a A



AEREO

aereo

aereo

Aereo

A a a A



ALBERO

albero

albero

Albero

A a a A



ANELLO

anello

anello

Anello

A a a A




ARMADIO

armadio

armadio

Armadio

A a a A



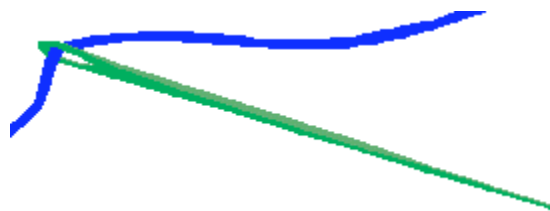
ASINO

asino

asino

Asino

A a a A



AGO

ago

ago

Ago

Cerca le A

A I O A U A I A
A E I A E U A I
E A I E A I A I

Cerca le a

a e a i u a a i
e u i a o a i a
a u i e a i a i

Cerca le *a*

a e a i u a a i

e u i a o a i a

a u i e a i a i

Cerca le *A*

A I O A U A I A

A E I A E U A I

E A I E A I A I

Leggi

A

a

A

a

a

A

A

A

a

A

a

A

A

A

a

Leggi "Dove va il bambino?"



A




A




a



Leggi "Dove va la bambina?"



A



A



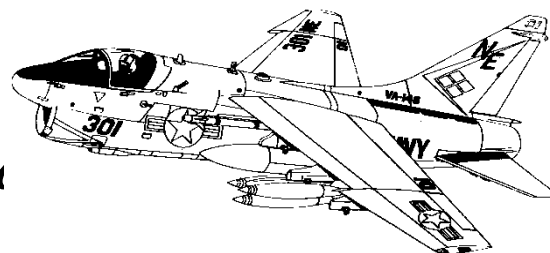
a



A come ...

a come ...

a



O o o o



OCCHIO

occhio

occhio

Occhio

O o o o



OMBRELLO

ombrello

ombrello

Ombrello

O o o o



ORSACCHIOTTO

orsacchiotto

orsacchiotto

Orsacchiotto

O o o o




OROLOGIO
orologio

orologio

Orologio

O o o o



OCCHIALI
occhiali

occhiali

Occhiali

O o o o



ORECCHIO
orecchio

orecchio

Orecchio

O o o o



ORSO

orso

orso

Orso

O o o o



OLIVE

olive

olive

Olive

O o o o



OLIO

olio

olio

Olio

Cerca le O

O I O O U O I O
O E A O E U O A
E O U E O I A U

Cerca le o

o e o i u o o i
e u a o o o i o
o u i e o a o i

Cerca le *o*

o e o i u o o i
e u i a o a i o
o u i e o a o i

Cerca le *o*

o j o A u o j o
o E A o E u o j
E o j E o j o A

Leggi

o

O

O

o

O

O

o

O

o

O

o

O

o

O

O

Leggi

O o A o o a A o *a a* o a


a o a a *A o* O a o o A a

a o o a O o *A o* A a o o


o a a o *A a* O a o o A a

Leggi


O



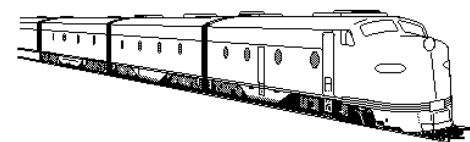
O



O



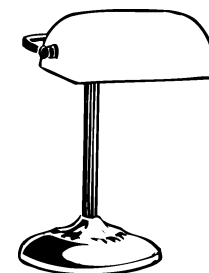
O






O




O



Leggi



Leggi
"Dove va la bambina?"



O

A



o

a



o

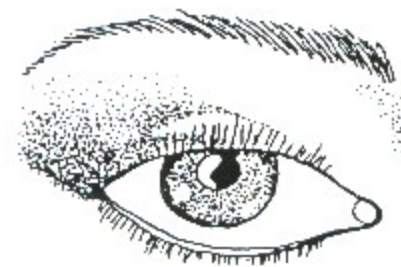
a



O come ...

o come ...

o come ...

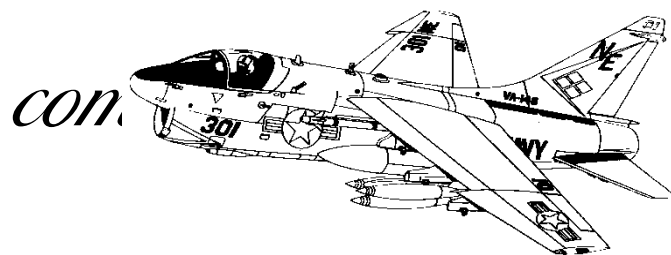


O come ...

A come ...

o come ...

a come ...



I i i I




IMBUTO

imbuto

imbuto

Imbuto

I i i I



INSALATA

insalata

insalata

Insalata

I i i I



INFERMIERA

infermiera

infermiera

Infermiera

l i i I



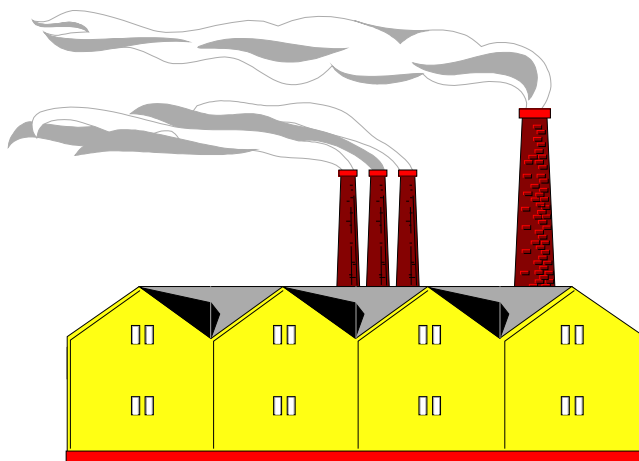
IPPOPOTAMO

ippopotamo

ippopotamo

Ippopotamo

l i i I




INDUSTRIA

industria

industria

Industria

l i i I



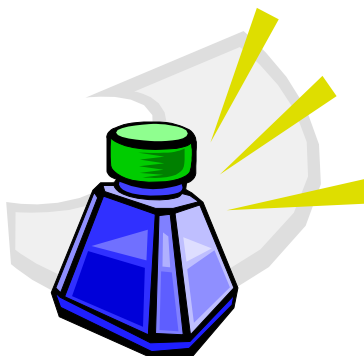
INGEGNERE

ingegnere

ingegnere

Ingegnere

l i i I

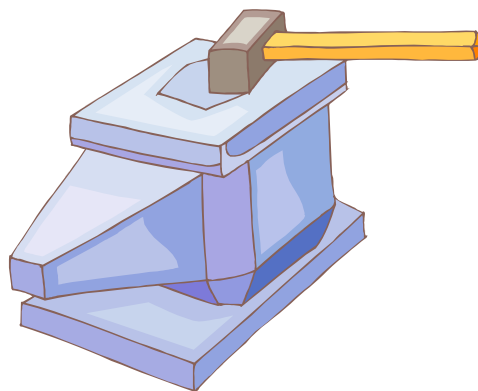


INCHIOSTRO
inchiostro

inchiostro

Inchiostro

l i i I




INCUDINE
incudine

incudine

Incudine

l i i I



INSETTO
insetto

insetto

Insetto

Cerca le I

A I O I U I A I
I E I I E U I E
E I I E I U A I

Cerca le i

i e i i u i a i
e u i i o i u o
i u i e i e i i

Cerca le *i*

i e i a u i a i
e u o i o a i u
i u i e i o i e

Cerca le *J*

J A O J U J O J
J E J U E U J E
E J J E J O A U

Leggi

J

i

l

i

i

l

i

l

i

l

i

l


J

l


i

Leggi



I



I





I



I



i



i



Leggi

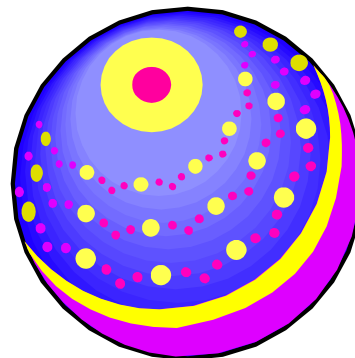
io ò



io ò



io ò




io




Leggi


ò i




io



ò i



ò i



Leggi

i o *Œ* a l o A i

o l *Œ* o l O a l

i a l o *Œ* l A i

A O i a O A O a

Leggi

l o A i o a A i *i a* o a

i o i a *I o* O a o i A a


a i *i a* O i *A i* l a o a

o i a i *A o* O i i o A o

I come ...

i come ...

i come ...



I come ...

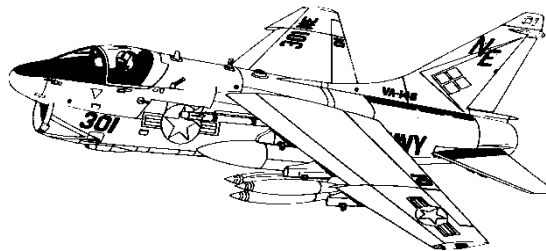
A come ...

i come ...


a come ...



come ...



come ...



I come ...


O come ...

i come ...

o come ...



E e e E




ELEFANTE

elefante

elefante

Elefante

E e e E



ELICOTTERO

elicottero

elicottero

Elicottero

E e e E



ELICA

elica

elica

Elica

E e e E



ERBA

erba

erba

Erba

E e e E




EDERA

edera

edera

Edera

E e e E



ELETTRICITA'

elettricità

elettricità

Elettricità

Cerca le E

E I O E U E I E
A E I E I U E A
E U I O E I E A

Cerca le e

e a e i u e e o
a u o e o e a e
e u i e a i e i

Cerca le *e*

e o e i u e e i
a u a e o e i e
e o i e o i e a

Cerca le *É*

A I O É U É A É
É É I É A U É I
É É O É É I É O

Leggi

E

e

E

e

e

E

E

E

e

E

e

E

E


E

e


Leggi



E



e





e




Leggi



E



e




e




Leggi

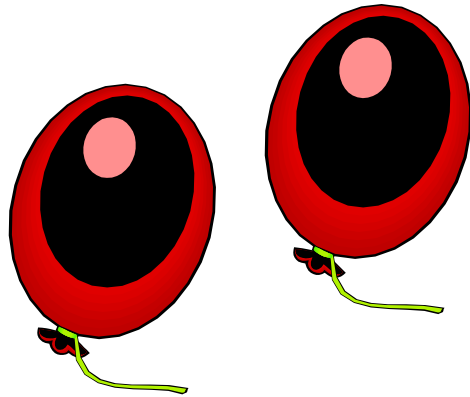
ò i




e i



ò i




e i



ò i



e i



Leggi

E o *E* a l o E i

e l e o i O a l

e a E o *I* E A i

A E i a O A E a

Leggi

l o a

E i o

o e i

A i e

o a e

i o a

i e o

I o a

O e i

A o e

e i a

i a e

O i e

A i o

o a e

E i o

a i e

A o i



E i a

A o e

E come ...

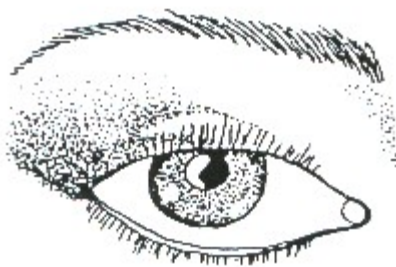
e come ...

e ...




E come ...

e come ...



O come ...

o come ...






E come ...


I come ...

e come ...

i come ...



U u u U




UCCELLO

uccello

uccello

Uccello

U u u U




UOVA

uova

uova

Uova

U u u U




UVA

uva

uva

Uva

U u u U



UNO

uno

uno

Uno

U u u U




UOMO

uomo

uomo

Uomo

U u u U



UNGHIA

unghia

unghia

Unghia

Cerca le U

U I O U A U I U
U E I U E A U I
E U O E U A U A

Cerca le u

u e u i u a u o
e u i u o u i u
u u a e u i u a

Cerca le *u*

u e u i u a u i
e u i u o u a u
u u a e u i u i

Cerca le *U*

U A O U U A I U
U E A U E U U I
E U I E U I U I

Leggi

U

u

U

u

u

U

U

U

u

U

u


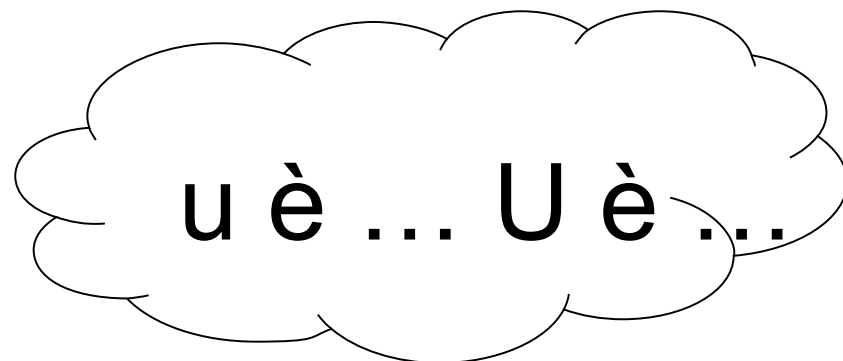


U

U

U

u

Leggi



Leggi

U u *E* a l o U i

u U e o i U a l

u a U o *U* E U i

U E i u O A E u

Leggi

U a o

U i o

o e u

A i e

o a e

i o u

u e i

I o u

O e u

A o e

U e i

i a u

O i e

A i u

o a e

E i u

U i e

A o u




E i u

A o e

U come ...

u come ...

u come ...







U come ...

E come ...

u come ...

e come ...




U come ...

u come ...



I come ...

i come ...



PA pa *pa* *Pa*



PALLONE
pallone

pallone

Pallone

PA pa *pa* *Pa*



PAPA'
papà

papà

Papà

PA pa *pa* *Pa*




PANTALONE
pantalone

pantalone

Pantalone

PA pa pa Pa



PANE
pane

pane

Pane

PA pa pa Pa




PADELLA
padella

padella

Padella

PA pa pa Pa



PASTORE
pastore

pastore

Pastore

Cerca le PA

PA RI TA PA PU PA PI PA
PA TE LA PA PE ZA PA FE
LE PA CO MA PA DO PA DA

Cerca le pa

pa le pa di pa da pa lo
qe pa ri pa o pa ci pa
pa pa qa te pa pi pa va

Cerca le *pa*

pa pe pa ci pa ca pa ti
te pa gi pa zo pa da pa
pa pa la le pa di pa fi

Cerca le *Pa*

Pa Ap Po Pa Pa Da Ia Pa
Pa De fa Pa Le Pa Pa Fe
Ra Pu Du La Pa Le Pa Ka

Leggi

Pa

pa

PA

pa

pa

PA

Pa

PA

pa

PA

pa

PA

Pa

PA

pa

ap

ap

ap

ap

ap

ap

Ap

ap

ap

ap

ap

ap

Ap

ap

ap

Leggi


è pa pà




è pa pa



è pa ppa



i o



Leggi

pa pà




i o e pa pà

i o ò pa pà



Leggi e associa



Pa pà

Pa ppa

Pa pa

PA come ...

pa come ...



pa come ...



PA come ...

pa come ...


pa  *e ...*



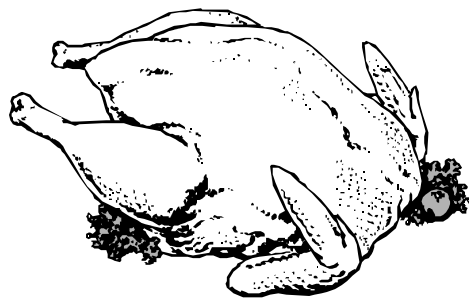
U come ...

u come ...

u *come ...*



PO po *po* *Po*




POLLO

pollo

pollo

Pollo

PO po *po* *Po*



PONTE

ponte

ponte

Ponte

PO po *po* *Po*




PORTA

porta

porta

Porta

PO po *po* *Po*



POLTRONA
poltrona

poltrona

Poltrona

PO po *po* *Po*




POLIZIA
polizia

polizia

Polizia

PO po *po* *Po*



POLPO
polpo

polpo

Polpo

Cerca le PO

PO RI TA PO PU PO PI PO
PO TE LA PO PE ZA PO FE
LE PO CO MA PO DO PO PA

Cerca le po

po te po si po pa po ro
pe po ti po o po li po
po po ta te po ci po ta

Cerca le *po*

po pe po ci po ca po ti
te po gi po zo po da po
po po la le po di po fi

Cerca le *Po*

Pa Po Po Pa Po Da Ja Pa
Po De Fa Po Le Pa Po Fe
Ra Pu Du La Po Le Po Ka

Leggi

PO

Po

PO

po

PO

op

op

op

op

op

Po

po

PO

po

po

op

Op

op

Op

op

A PA

e po

E PO

I PO

O PO

u po

a po

i po

e po

i po

o po

u po

O PO

A PO

e po

i po

O po

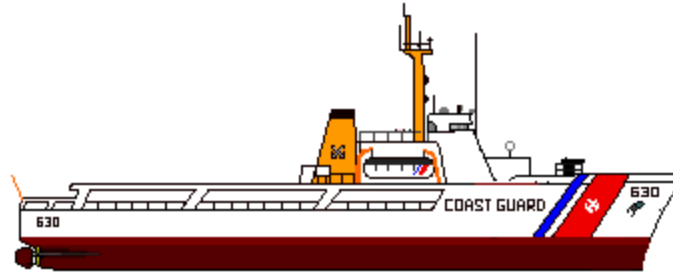

u po

u po


a po⁸⁵

Leggi


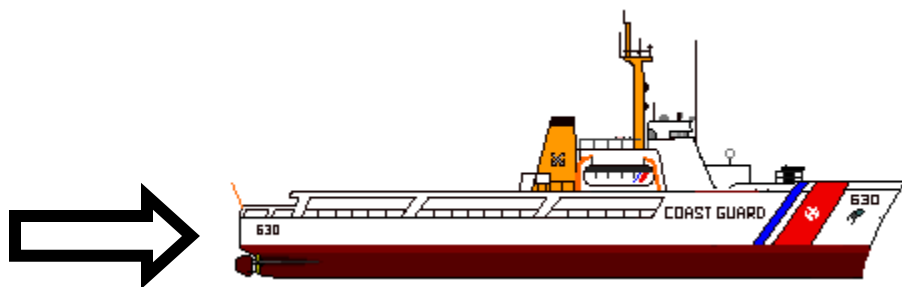
po ppa



Po



Leggi e associa



Po

Po ppa

Leggi

Po pa

pa pa

PO PO

po pa

PA PO

Po pa

PA PA

pa po

pa po

PA PO

Po pa

PO PO

O pa

A PO

O PA

O pa

A PO

o pa

O pa

a po

o pa

a po

a po

o pa

O pa

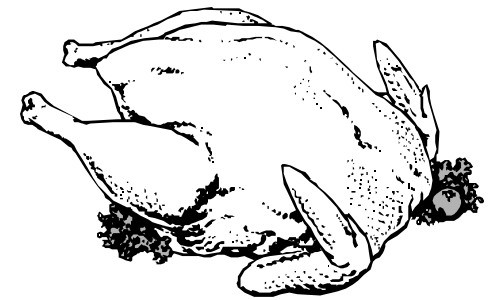

a po

a po

PO come ...

po come ...

po come ...


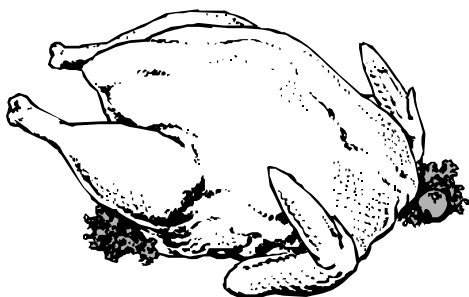


PO come ...


PA come ...

po come ...

pa come ...



PE pe *pe* *Pe*




PESCE

pesce

pesce

Pesce

PE pe *pe* *Pe*



PERA

pera

pera

Pera

PE pe *pe* *Pe*




PENNELLO

pennello

pennello

Pennello

PE pe *pe* *Pe*

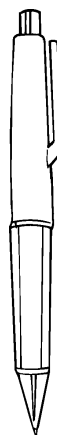


PENTOLA
pentola

pentola

Pentola

PE pe *pe* *Pe*




PENNA
penna

penna

Penna

PE pe *pe* *Pe*



PETTINE
pettine

pettine

Pettine

Cerca le PE

PE RI TA PE PU PE PI PE
PE Tu LA PE PE ZA PE FE
LE PE CO MA PE DO PE PA

Cerca le pe

pe te pe si pe pa pe ro
pe pe ti pe pu pe li pe
pe pe ta te pe ci pe ta

Cerca le *pe*

pe pe pe ci pe ca pe ti
te pe gi pe zo pe da pe
pe pe la le pe di pe fi

Cerca le *Pe*

Pa Pe Pe Pa Pa Da Ia Pa
Pe De Fa Pa Le Pa Pe Fe
Ra Pe Du La Pe Le Pe Ka

Leggi

PE

Pe

PE

pe

PE

ep

ep

ep

ep

ep

Pe

pe

PE

pe

pe

ep

Ep

ep

Ep

ep

A PA

e pe

E PE

I PE

O PE

u pe

a pe

i pe

e pe

i pe

o pe

u pe

O PE

A PE

e pe

i pe

O pe

u pe

u pe

a pe ⁹⁵

Leggi

è Pe ppe




è pe pe



Leggi

A pe




Pe ppa



Pe ppa e Pe ppe

Leggi e associa



Pe ppe

Pe pe

A pe

Leggi

Pe pa

pa pe

PE PO

pe pa

PA PE

Pe po

PA PE

pa pe

pa pe

PO PE

Pe pa

PE PO

O pa

A PO

O PE

O pa

A PO

o pe

O pa

a pe

o pa

a po

a po

o pa

O pe


a po

a pe

PE come ...

pe come ...

pe *come*



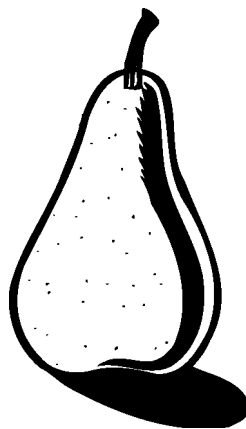
PE come ...

PA come ...


pe come ...

pa come ...

pe come ...




pa come ...




PE come ...

pe come ...




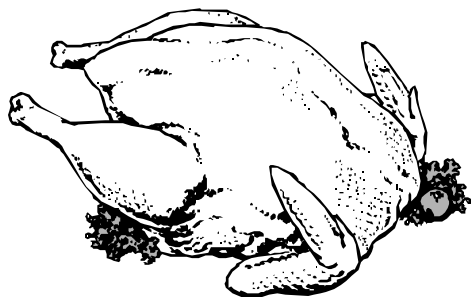

ome ...



PO come ...

po come ...

po



PI pi *pi* *Pi*



PIPA

pipa

pipa

Pipa

PI pi *pi* *Pi*



PIATTO

piatto

piatto

Piatto

PI pi *pi* *Pi*




PIEDE

piede

piede

Piede

PI pi *pi* *Pi*



PINOCCHIO
pinocchio

pinocchio

Pinocchio

PI pi *pi* *Pi*




PISTOLA
pistola

pistola

Pistola

PI pi *pi* *Pi*



PITTORE
pittore

pittore

Pittore

Cerca le **PI**

PI RI TI PI PU PI PI PI
PI Tu LA PI PI ZA PI FE
LE PI CO MA PI DO PI PA

Cerca le **pi**

pi te pi si pi pa pi ro
pe pi ti pi pu pi li pi
pi pi ta ti pi ci pi ta

Cerca le *pi*

pi ri pi ci pi ca pi ti
te pi gi pi zo pi da pi
pi pi la le pi di pi fi

Cerca le *Pi*

Pa Pi Pi Pa Pa Da Ja Pa
Pi De Fa Pi Le Pi Pi Fe
Ra Pi Du La Pi Le Pi Ka

Leggi

PI

Pi

PI

pi

PI

ip

ip

ip

ip

ip

Pi

pi

PI

pi

pi

ip

Ip

ip

Ip

ip

A PA

e pi

E PI

I PI

O PI

u pi

a pi

i pi

e pi

i pi

o pi

u pi

O PI

A PI

e pi

i pi

O pi

u pi

u pi

a pi

Leggi

Io




e Pe ppe



Io

e Pi ppo




Io

e pa pà





Leggi

A pe



A pi




Leggi

Pi pa



e pi pe



Pa pà



e Pi ppo





Pi pa



e pe pe



Leggi e associa



A pi

Pi ppo

Pi pa

Leggi

Pi pe

pa pi

PI PE

pi po

PA PI

Pi po

PA PI

pa pi

pa pi

PO PI

Pi pa

PI PE

I pe

E PI

O PE

O pa

U PO

o pe

O pi

e pe

o pi

a po

a po

u pa

O pe

a po

e pe

PI come ...

pi come ...

pi come ...





PI come ...

PE come ...

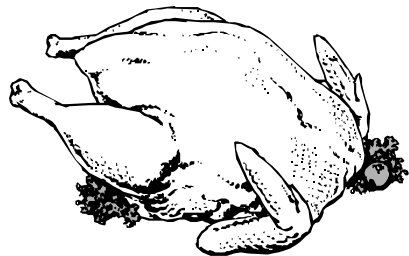

pi come ...

pe come ...



PI come ...

pi come ...




PO come ...

po come ...

po

come ...



PU pu *pu* *Pu*



PUGNALE
pugnale

pugnale
Pugnale


PU pu *pu* *Pu*



PUPAZZO
pupazzo

pupazzo
Pupazzo


PU pu *pu* *Pu*



PUGILE
pugile

pugile
Pugile

PU pu *pu* *Pu*

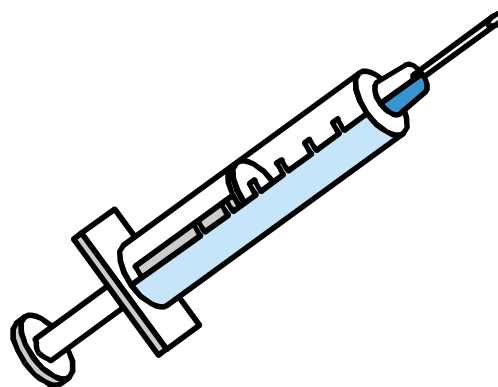


PULCINI
pulcini

pulcini

Pulcini

PU pu *pu* *Pu*



PUNTURA
puntura

puntura

Puntura

PU pu *pu* *Pu*



PUPA
pupa

pupa

Pupa

Cerca le PU

PU RI TI PU PU PE PU PA
PU TU LA PU PU ZA PU FE
LE PU CO MA PU DO PU PA

Cerca le pu

pu te pu si pu pa pu ro
pe pu ti pu pe pu li pu
pi pu ta ti pu ci pu ta

Cerca le *pu*

pu ri pu ci pu ca pu ti
te pu gi pu zo pu da pu
pu pu la le pu di pu fi

Cerca le *Pu*

Pa Pu Pu Pa Pa Da Ja Pa
Pu De Fa Pu Le Pa Pu Fe
Ra Pu Du La Pu Le Pu Ka

Leggi

PU

Pu

PU

pu

PU

up

up

up

up

up

Pu

pu

PU

pu

pu

up

Up

up

Up

up

A PU

e pu

E PU

I PU

O PU

u pu

a pu

i pu

e pu

i pu

o pu

u pu

O PU

A PU

e pu

i pu

O pu

u pu

u pu

a pu ¹²⁰

Leggi

Pi ppo



Pu pa




Pi pa




Pa pà



A pe

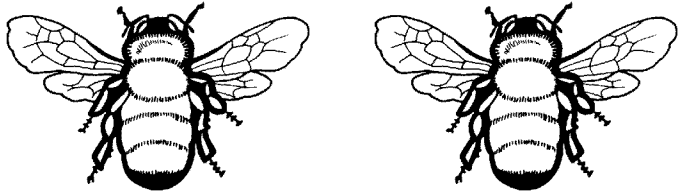


Po

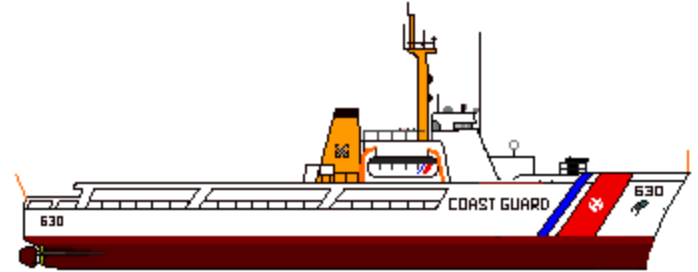


Leggi

a pi



po ppa



Pe ppa





pe pe



Pe ppe



Leggi e associa



pu pa

a pi

pi pa

Leggi

Pu ta

pi pe

TA PE

pi pu

PE TA

Pi pu

TA PU

pe pi

pu ta

TA PE

Po pi

PU PE

u ta

A PE

O TA

O pi

I TA

U pu

O ta

u pe

o ta

a pi

a ta

i pu

O ta



a pe

i ta

PU come ...

pu come ...

pu come ...



PU come ...



pu come ...



PI come ...

pi come ...



pi come ...



PU come ...

pu come ...




pu come ...




PE come ...

pe come ...

pe con



TA ta *ta* *Ta*



TARTARUGA
tartaruga

tartaruga

Tartaruga

TA ta *ta* *Ta*

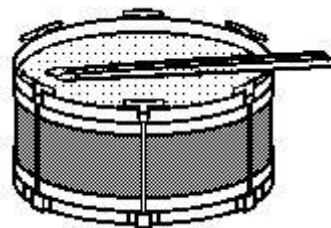


TAPPO
tappo

tappo

Pappo

TA ta *ta* *Ta*



TAMBURO
tamburo

tamburo

Tamburo

Cerca le **TA**

TA RI TI TA TA LU TA TU
TA FU LA TA TA ZA TE FE
LE TA CO MA TA DO TA PA

Cerca le **ta**

ta te ta si ta pa ta ro
pe ta ti ta fa ta li ta
ta te ta gi ta ci ta to

Cerca le *ta*

ta ri ta ci ta ca ta ti

te ta gi ta zo ta da ta

ta ta la le ta di ta fi

Cerca le *Ta*

Pa Ta Ta Pa Pa Da Ta Pa

Ta De Fa Ta Le Pa Ta Fe

Ra Ta Du La Ta Le Ta Ka

Leggi

TA

Ta

TA

ta

TA

at

at

at

at

at

Ta

ta

TA

ta

ta

at

At

at

At

at

A TA

e ta

E TA

I TA

O TA

u ta

a ta

i ta

e ta

i ta

o ta

u ta

O TA

A TA

e ta

i ta

O ta

u ta

u ta

a ta

Leggi

Pi ppo



pu pa



pi pa



po e ta

pa ta ta

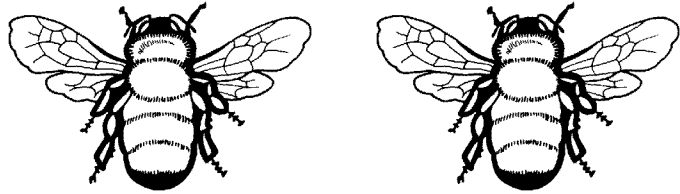


ta ppo



Leggi

A pi



ta ppo



po e ta



Pe pe

Pe ppe

pa ta ta



Leggi e associa



pu pa

po e ta

ta ppo

pa ta ta

Leggi

Ta pu

pe ta

PI PE

pu pi

TA PU

Pe ta

PI PE

pu pi

ta pu

PE TA

Pi pe

PU PI

u ta

A PE

O PI

O pu

I TA

U pe

O pi

u pu

o ta

a pe

a pi

i pu

O ta

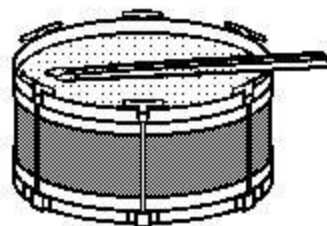

a pe

i pi

TA come ...

ta come ...


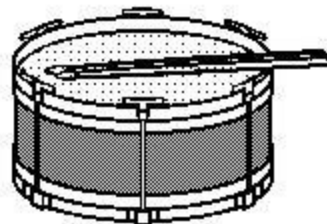


ta come ...



TA come ...

ta come ...

ta come ...



PU come ...

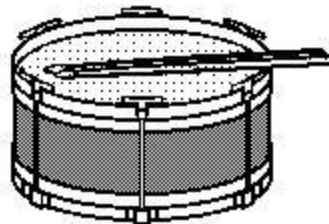

pu come ...

pu come ...

TA come ...

ta come ...



ta come ...



PE come ...

pe come ...

pe



TE te *te* *Te*

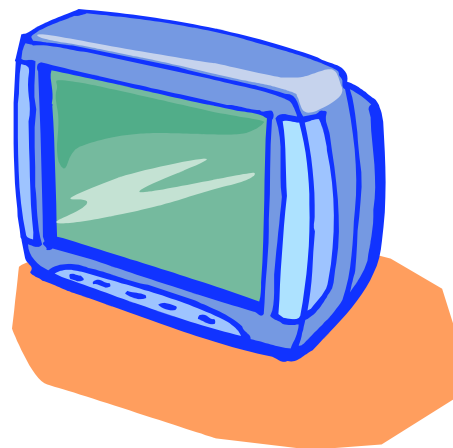


TELEFONO
telefono

telefono

Telefono

TE te *te* *Te*



TELEVISORE
televisore

televisore

Televisore

TE te *te* *Te*



TENDA
tenda

tenda

Tenda

Cerca le **TE**

TE RI TI TE TE TU TE TU
TE FE LA TE TE ZA TE FE
LE TE CO MA TE DO TE PA

Cerca le **te**

te le te si te pa te ro
pe te ti te fe te li te
te fe te ti te ci te to

Cerca le *te*

te ri te ci te ca te ti
te te gi te zo te da te
te te la le te di te fi

Cerca le *Te*

Pa Te Te Pa Pa Da Ja Pa
Te De Fa Te Le Pa Te Te
Ra Te Du La Te Le Te Ka


Leggi

TE	<i>Te</i>	TE	te	TE
et	<i>et</i>	et	<i>et</i>	et
<i>Te</i>	te	TE	<i>te</i>	te
et	<i>Et</i>	et	Et	et

A TE	<i>e te</i>	E TE	I TE	O TE
u te	<i>a te</i>	i te	e te	i te
<i>o te</i>	u te	O TE	A TE	e te
i te	<i>O te</i>	u te	u te	a te

Leggi

Tè



Pa ta te




A te




Pa pà



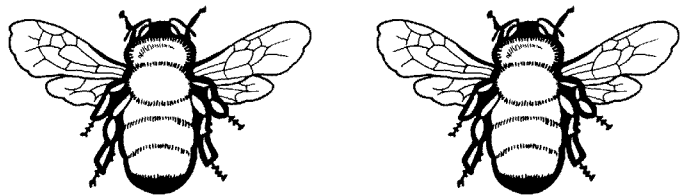
A pe



Po




A pi



Leggi
Pu pa



Pa ta te



Tè






Pe pe



Pe ppe



Leggi e associa



Pa ta te

Tè

A pi

Pu pa

Leggi

Pu ta

pi te

TA TE

pi pu

TE TA

Pi pu

TA PU

te pi

pu ta

TA TE

Po pi

PU TE

u ta

A TE

O TA

O pi

I TA

U pu

O ta

u te

o ta

a pi

a ta

i pu

O ta

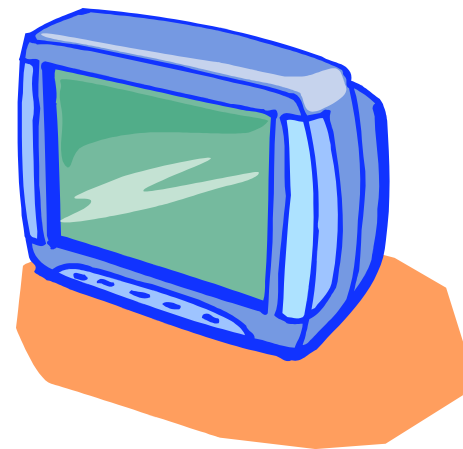
a te

i ta

TE come ...

te come ...

te come ...



TE come ...

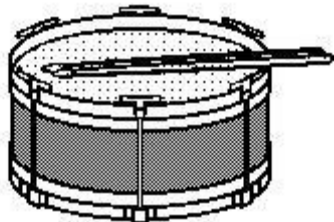
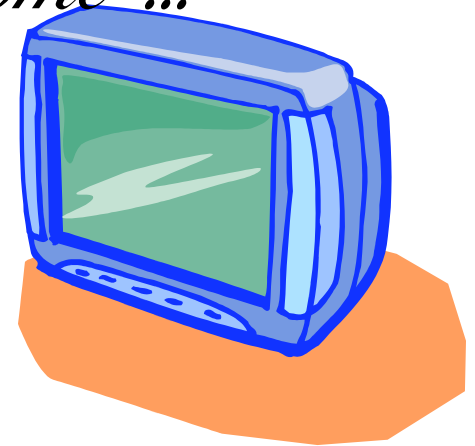

TA come ...

te come ...

ta come ...


te come ...

ta come ...



TE come ...


te come ...



PU come ...

pu come ...

pu



TI ti ti *Ti*




TIGRE

tigre

tigre

Tigre

TI ti ti *Ti*




TIMONE

timone

timone

Timone

TI ti ti *Ti*



TINO

тино

tino

Tino

Cerca le **TI**

TI RI TI LI TI TU TI TU
TI FE LA TI TI ZA TI FE
LE TI CO MA TI DO TI PA

Cerca le **ti**

fi le ti si ti pa ti ro
pe ti di ti fe ti li ti
ti fe ti li ti ci ti to

Cerca le *ti*

fi ri ti ci ti ca ti ti

ti ti gi ti zo ti da ti

ti ti la le ti di ti fi

Cerca le *Ti*

Pa Ti Ti Pi Pa Di Ia Pa

Ti De Fa Ti Le Pa Ti Fe

Ri Ti Du La Ti Le Ti Ka

Leggi

TI

Te

TI

ti

TI

it

it

it

it

it

Te

ti

TI

ti

ti

it

It

it

It

it

A TI

e ti

E TI

I TI

O TI

u ti

a ti

i ti

e ti

i ti

o ti

u ti

O TI

A TI

e ti

i ti

O ti

u ti

u ti

a ti

Leggi

Tè





Pa ta te



Pi pa



Ta ppe ti



Ti tti



I te tti



Leggi

Pa ta te




Tè




Pe ppe, io e Ti tti



A te i ta ppe ti



Leggi e associa



Pa ta te

Ta ppe ti

Tè

Ti tti

I te tti

Leggi

Te pu

ta te

TI TA

pu ti

TE PU

Ta te

TI TA

pu ti

te pu

TA TE

Pi ta

PU PI

u te

A TA

O TI

O pu

I TE

U ta

O ti

u pu

o te

a ta

a ti

i pu

O te



a ta

i ti

Ti come ...


ti come ...

ti




Ti come ...

ti come ...



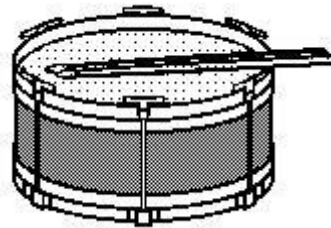
Te come ...

te come ...



Ti come ...




ti come ...




Ta come ...

ta come ...

ta



TO to *to* *To*



TORO

toro

toro

Toro

TO to *to* *To*



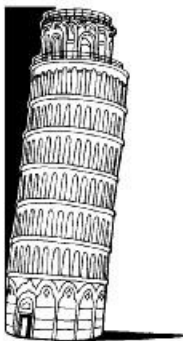
TORTA

torta

torta

Torta

TO to *to* *To*



TORRE

torre

torre

Torre

Cerca le TO

TO RO TO LI TO TU TO TU
TO FE LA TO TO ZA TO FE
LE TO CO MA TO DO TO PA

Cerca le to

fi le to si to pa to ro
pe to di to fe to li to
to fe to li to ci to lo

Cerca le *to*

fi ri to ci to ca to to

ta to gi to zo to da to

te to la le to di to fi

Cerca le *To*

Pa To To Pi Pa Di Ia Pa

To De Fa To Le Pa To Fe

Ri To Du La To Le To Ka

Leggi

TO

Te

TO

to

TO

ot

ot

ot

ot

ot

Te

to

TO

to

to

ot

Ot

ot

Ot

ot

A TO

e to

E TO

I TO

O TO

u to

a to

i to

e to

i to

o to

u to

O TO

A TO

e to

i to

O to

u to

u to


a to

Leggi

Ti tti




Pa ta te



I te tti



Ta ppe to



To ppe

Ti tti, a i u to!




Leggi


to po



o tto



a u to



te tto




To tò



è pa ti to!



Leggi e associa



To tò

Ta ppe to

Pa ta te

Ti tti

Tè

Leggi

Te to

ta te

TI TA

to ti

TE TO

Ta te

TI TA

to ti

te to

TA TE

Ti ta

TO TI

u te

A TA

O TI

O to

I TE

U ta

O ti

u to

o te

a ta

a ti

i to

O te


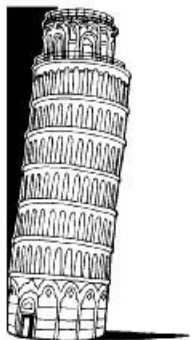
a ta

i ti

TO come ...

to come ...


to come ...



TO come ...

to come ...

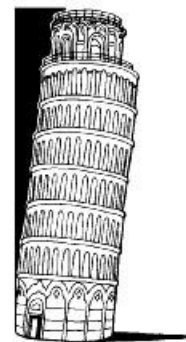
to come ...



TI come ...

ti come ...

ti come ...



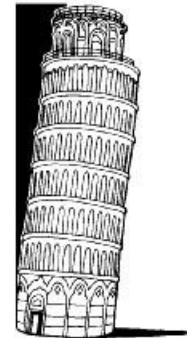

To come ...

to come ...




Te come ...

te come ...



TU tu *tu* *Tu*



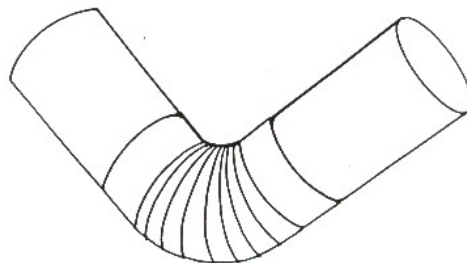
TUBETTO

tubetto

tubetto

Tubetto

TU tu *tu* *Tu*



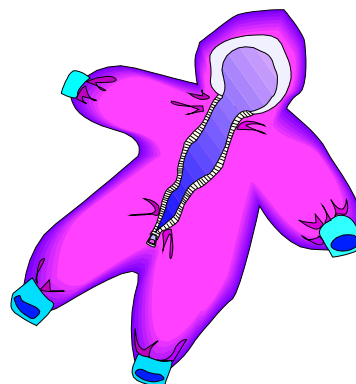
TUBO

tubo

tubo

Tubo

TU tu *tu* *Tu*



TUTINA

tutina

tutina

Tutina

Cerca le TU

TU RO TU LI TU LU TU TU
TU FE LA TU TU ZA TU FE
LU TU CO MA TU DO TU PA

Cerca le tu

fi lu tu si tu pa tu ro
pe tu di tu fe tu li tu
tu fe tu li tu ci tu tu

Cerca le *tu*

fi ri tu ci tu ca tu tu
cu tu gi tu zo tu da tu
tu tu la le tu di tu fi

Cerca le *Tu*

Pa Tu Tu Pi Pa Di Ja Pa
Tu De Fa Tu Le Pa Tu Fe
Ri Tu Du La Tu Le Tu Ka

Leggi

TU	<i>Tu</i>	TU	tu	TU
ut	<i>ut</i>	ut	<i>ut</i>	ut
<i>Tu</i>	tu	TU	<i>tu</i>	tu
ut	<i>Ut</i>	ut	Ut	ut

A TU	<i>e tu</i>	E TU	I TU	O TU
u tu	<i>a tu</i>	i tu	e tu	i tu
<i>o tu</i>	u tu	O TU	A TU	e tu
i tu	<i>O tu</i>	u tu	u tu	a tu

Leggi

Ta ppe to

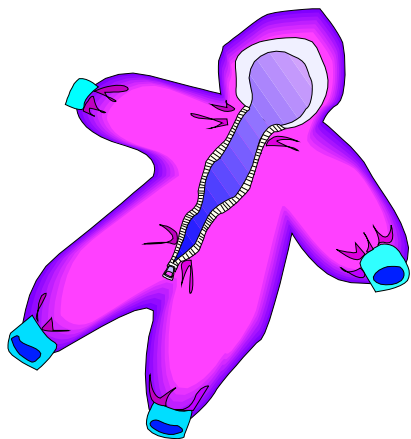


To ppe


Ti tti, a i u to!




Tu ta





Tu i a



Tu tù



tu, i o e tu o pa pà ^{Leggi} a u to tu tta tu a


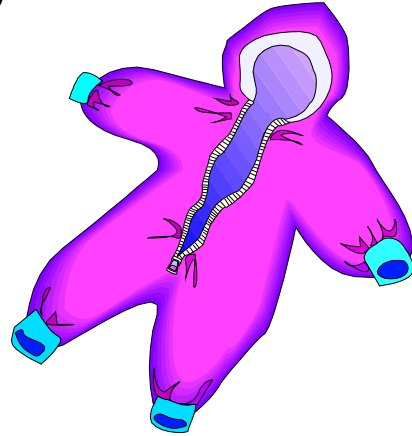



è To tò

è pa ti to



Leggi e associa



To tò

Tu ta

Tè

A u to

Tu i a

Leggi

Te to

tu te

TI TU

to ti

TE TO

Tu te

TI TU

to ti

te to

TU TE

Ti tu

TO TI

u te

A TU

O TI

O to

I TE

U tu

O ti

u to

o te

a tu

a ti

i to

O te

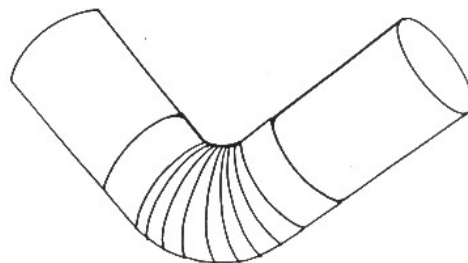

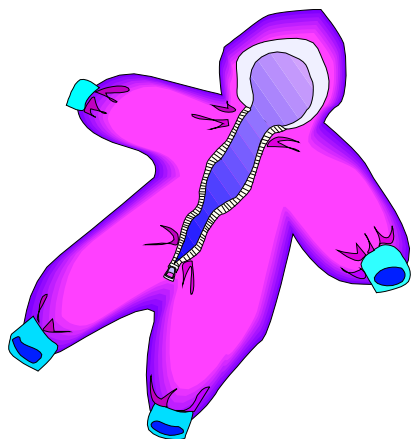
a tu

i ti

TU come ...

tu come ...

tu come ...



TU come ...


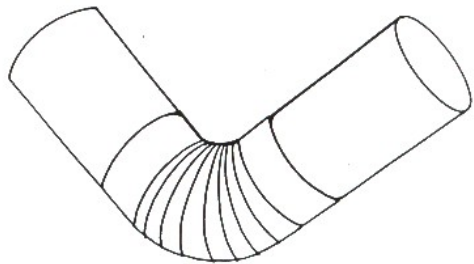

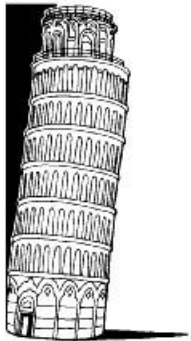
TO come ...

tu come ...

to come ...

tu come ...

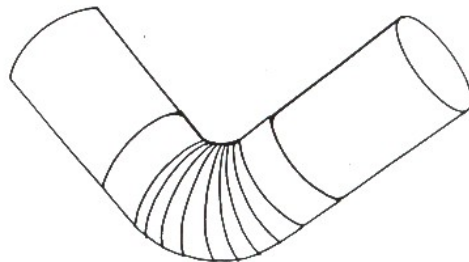


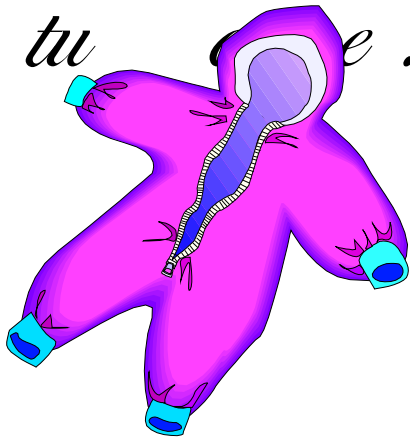
to come ...



TU come ...

tu come ...


tu e ...




TI come ...

ti come ...

ti come ..



CA ca ca Ca



CANE

cane

cane

Cane

CA ca ca Ca




CASA

casa

casa

Casa

CA ca ca Ca



CASTELLO

castello

castello

Castello

Cerca le CA

CA RO CA LI CA GA CA CA
CA FE GA CA CA ZA CA FE
LU CA CO MA CA DO CA PA

Cerca le ca

fi lu ca si ca pa ca ro
pe ca di ca fe ga li ca
ca fe ca li ca ci ca ca

Cerca le *ca*

fi ri ca ci ca co ca ce
cu ca gi ca zo ca da ca
ca ca la le ca di ca fi

Cerca le *Ca*

Pa Ca Ca Pi Pa Di Ja Pa
Ca De Fa Ca Le Pa Ca Fe
Ri Ca Du La Ca Le Ca Ka


Leggi

CA	<i>Ca</i>	CA	ca	CA
ac	<i>ac</i>	ac	<i>ac</i>	ac
<i>Ca</i>	ca	CA	<i>ca</i>	ca
ac	<i>Ac</i>	ac	Ac	ac

A CA	<i>e ca</i>	E CA	I CA	O CA
u ca	<i>a ca</i>	i ca	e ca	i ca
<i>o ca</i>	u ca	O CA	A CA	e ca
i ca	<i>O ca</i>	u ca	u ca	a ca

Leggi

O ca



Ca ppo tto





È po ca



Ca ca o



Ca po



Ca ti a

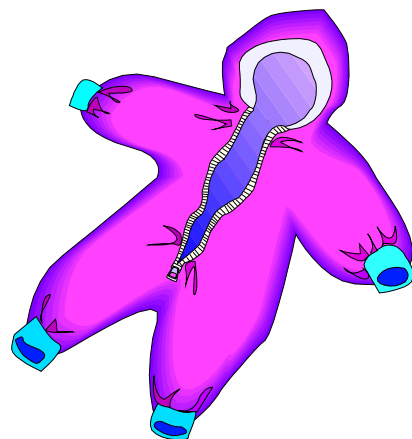


Leggi


Pa ca ta



Tu ta




a u to tu tta tu a



è To tò





Tu i a



è pa ti to



Leggi e associa



Ca ppo tto

Ca ca o

O ca

A u to

Leggi

Ca to

tu ca

TI TU

to ti

CA TO

Tu ca

TI TU

to ti

ca to

TU CA

Ti tu

TO TI

u ca

A TU

O TI

O to

I CA

U tu

O ti

u to

o ca

a tu

a ti

i to

O ca


a tu

i ti

CA come ...


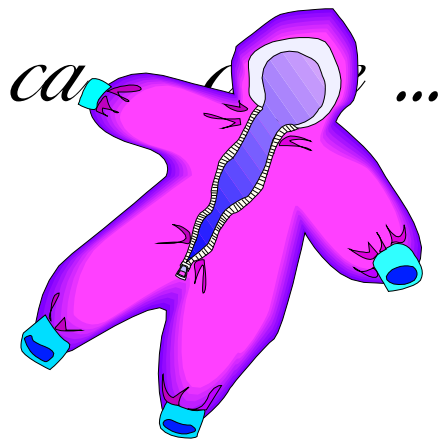
ca come ...

ca come ...



CA come ...



ca come ...



TU come ...

tu come ...

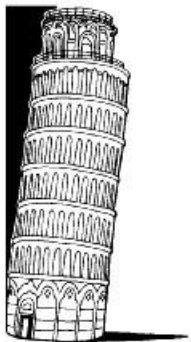
tu



CA come ...

ca come ...


ca come ...




TO come ...

to come ...

to come ...



CE ce *ce* *Ce*



CERCHIO

cerchio

cerchio

Cerchio

CE ce *ce* *Ce*



CESTO

cesto

cesto

Cesto

CE ce *ce* *Ce*



CERVO

cervo

cervo

Cervo

Cerca le CE

CE RO CE LI CE SE CE CE
CE FE LA CE CE ZA CE FE
LU CE CO MA CE DO CE PA

Cerca le ce

fi lu ce si ce pa ce ro
pe ce di ce fe ce li ce
ce fe ce li ce ci ce ce

Cerca le *ce*

fi ri ce ci ce co ce ce
cu ce gi ce zo ce da ce
ce ce la le ce di ce fi

Cerca le *Ce*

Pa Ce Ce Pi Pa Di Ia Pa
Ce De Fa Ce Le Pa Ce Fe
Ri Ce Du La Ce Le Ce Ka


Leggi

CE	<i>Ce</i>	CE	ce	CE
ec	<i>ec</i>	ec	<i>ec</i>	ec
<i>Ce</i>	ce	CE	<i>ce</i>	ce
ec	<i>Ec</i>	ec	Ec	ec

A CE	<i>e ce</i>	E CE	I CE	O CE
u ce	<i>a ce</i>	i ce	e ce	i ce
<i>o ce</i>	u ce	O CE	A CE	e ce
i ce	<i>O ce</i>	u ce	u ce	a ce

Leggi

O ca



Ca ppo tto



Ca ca o



Pa ce



Ce ppo



acca

H

Leggi

Pa ce



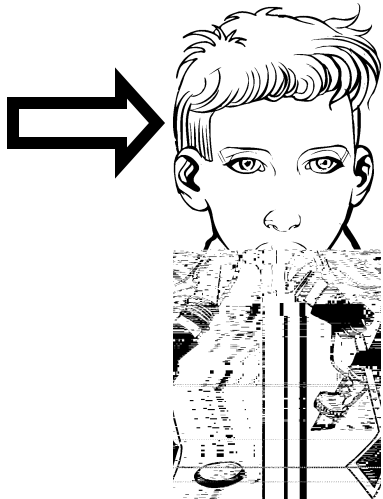
Ca ca o



Pe ce



Ca po




Ceppo



Ca ti a



Leggi e associa



Pa ce

Ce ppo

Pe ce

O ca

Ca ca o

Leggi

Ca to

tu ca

CE TU

to ce

CA TO

Tu ca

CE TU

to ce

ca to

TU CA

Ce tu

TO CE

u ca

A TU

O CE

O to

I CA

U tu

O ce

u to

o ca

a tu

a ce

i to

O ca



a tu

i ce

CE come ...

ce come ...


ce come ...



CE come ...

ce come ...



ce come ...



CA come ...



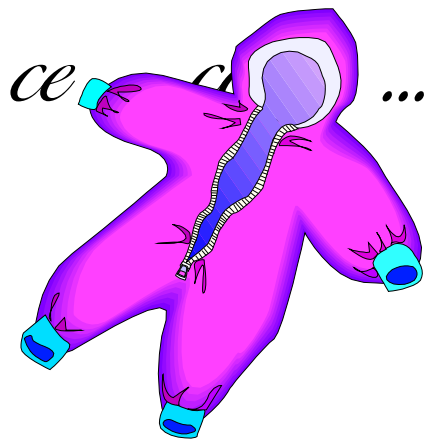
ca come ...

ca come ...



CE come ...



ce come ...



TU come ...

tu come ...

tu



Cl ci ci Ci




CILIEGIE

ciliegie

ciliegie

Ciliegie

Cl ci ci Ci



CINTURA

cintura

cintura

Cintura

Cl ci ci Ci



CIGNO

cigno

cigno

Cigno

Cerca le **CI**

CI RO CI LI CI SE CI CI
CI FE LA CI CI ZA CE FE
LU CI CO MA CI DO CI PA

Cerca le **ci**

fi lu ci si ci pa ci ro
pe ci di ci fe ci li ci
ci fe ci li ci ci de ci

Cerca le *ci*

fi ri ci bi ci co ci ci

cu ci gi ci zo ci da ci

ci ci la le ci di ci fi

Cerca le *Ci*

Pa Ci Ci Pi Pa Di Ia Pa

Ci De Fa Ci Le Pa Ci Fe

Ri Ci Du La Ci Le Ci Ka

Leggi

Cl

Ci

Cl

ci

Cl

ic

ic

ic

ic

ic

Ci

ci

Cl

ci

ci

ic

ic

ic

lc

ic

A Cl

e ci

E Cl

I Cl

O Cl

u ci

a ci

i ci

e ci

i ci

o ci

u ci

O Cl

A Cl

e ci

i ci

O ci

u ci

u ci

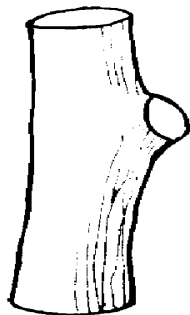
a ci

Leggi

Pa ce



Ce ppo



Pe ce



Ci a o



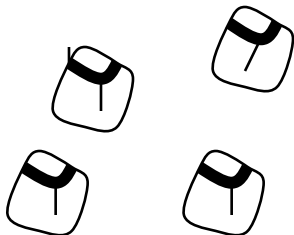
Ci ttà



È ci e ca




I ce ci




Leggi


Ta ci!




Ci u cci o




Ca ci o






Ci cca



Ci cci o ca cci a



Leggi e associa



Pa ce

Ci cca

Pe ce

Ca ci o

Ce ppo

Leggi

Ca ci

tu ca

CE TU

ci ce

CA CI

Tu ca

CE TU

ci ce

ca ci

TU CA

Ce tu

CI CE

u ca

A TU

O CE

O ci

I CA

U tu

O ce

u ci

o ca

a tu

a ce

i ci

O ca



a tu

i ce

Ci come ...

ci come ...

ci come ...



CI come ...

ci come ...



ci come ...



CA come ...

ca come ...




ca come ...



CI come ...

ci come ...


ci come ...



CE come ...

ce come ...

ce come ...



CO CO *co* *Co*




CONIGLIO
coniglio

coniglio

Coniglio

CO CO *co* *Co*



COCCODRILLO
coccodrillo

coccodrillo

Coccodrillo

CO CO *co* *Co*



COMPUTER
computer

computer

Computer

Cerca le CO

CO RO CO LI CO SE CO CO
CO FE LA CO CO ZA CE FE
LU CO CO MA CO DO CO PA

Cerca le CO

fi lu co si co pa co ro
pe co di co fe co li co
co fe co li co co de co

Cerca le *co*

fi ru co bi co co ca co

cu co gu co zo co da co

ce co la le co di co fi

Cerca le *Co*

Pa Co Co Pi Pa Di Ia Pa

Co De Fa Co Le Pa Co Fe

Ri Co Du La Co Le Co Ka

Leggi

CO

Co

CO

co

CO

OC

oc

OC

oc

OC

Co

CO

CO

co

CO

OC

Oc

OC

Oc

OC

A CO

e co

E CO

I CO

O CO

U CO

a co

i co

e co

i co

o co

U CO

O CO

A CO

e co

i CO


O co

U CO

U CO

a co


Pi cco




Leggi

Ci o cco

E co



Co cco




Ci a o



Ci ttà




È ci e co




Co ca




Leggi
Pa cco




Ta cco



Ca ci o






Ci cca



lo co pi o



Leggi e associa



Co ca

Ci cca

Pa cco

Ta cco

Leggi

Ca ci

co ca

CE CO

ci ce

CA CI

Co ca

CE CO

ci ce

ca ci

CO CA

Ce co

CI CE

u ca

A CO

O CE

O ci

I CA

U co

O ce

u ci

o ca

a co

a ce

i ci

O ca


a co

i ce

CO come ...

co come ...

co come ...




CO come ...

CE come ...



co come ...

ce come ...

co *come ...*



come ...





CO come ...


CI come ...

co come ...

ci come ...



CU cu *cu* *Cu*




CUCCHIAIO

cucchiaio

cucchiaio

Cucchiaio

CU cu *cu* *Cu*



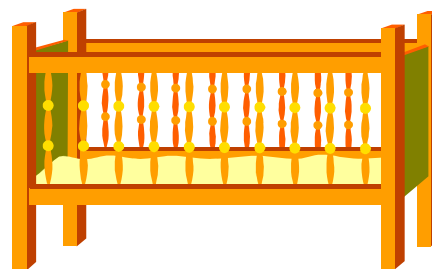
CUSCINO

cuscino

cuscino

Cuscino

CU cu *cu* *Cu*



CULLA

culla

culla

Culla

Cerca le CU

CU RO CU LI CU SE CU CU
CU FE LA CU CU ZA CE FE
LU CU CU MA CU DO CU PA

Cerca le CU

fi lu cu si cu pa cu ro
pe cu di cu fe cu li cu
cu fe cu li cu cu de cu

Cerca le *cu*

fi ru cu bi cu cu ca cu
cu cu gu cu zo cu da cu
ce cu la le cu di cu fi

Cerca le *Cu*

Pa Cu Cu Pi Pa Di Ja Pa
Cu De Fa Cu Le Pa Cu Fe
Ri Cu Du La Cu Le Cu Ka

Leggi

CU

Cu

CU

cu

CU

UC

uc

UC

uc

UC

Cu

CU

CU

cu

CU

UC

Uc

UC

Uc

UC

A CU

e cu

E CU

I CU

O CU

U CU

a cu

ì cu

e cu

ì cu

o cu

u cu

O CU

A CU

e cu

ì cu

O cu


u cu

u cu

a cu

Leggi

picco



eco

ciocco



COCCO




CUOCO




cuoca



cucù



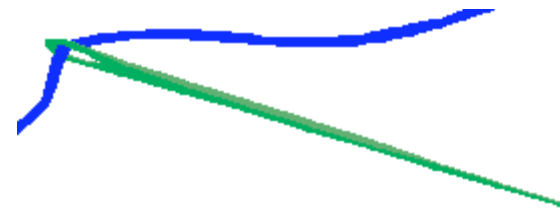
Cuccia



Leggi
Pacco



Cuce





Coca Cola






Ho cucito



Tacco



Leggi e associa



cu o co

cu cci a

cu ci na

pa cco

Leggi

Cu ci

CO CU

CE CO

ci ce

CU CI

Co cu

CE CO

ci ce

cu ci

CO CU

Ce co

CI CE

u cu

A CO

O CE

O ci

I CU

U co

O ce

u ci

o cu

a co

a ce

i ci

O cu




a co

i ce

CU come ...



cu come ...

cu come ...




CU come ...

cu come ...



CO come ...


co come ...



CU come ...

cu come ...

cu come ...



CE come ...

ce come ...

ce come ...

