


VOGLIA DI CRESCERE

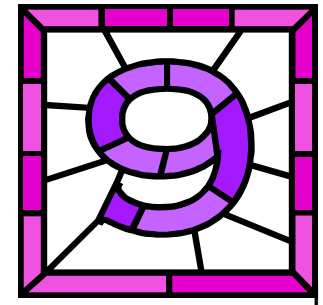
PROGRAMMA BASE PER LO SVILUPPO LOGICO E COGNITIVO

Emidio Tribulato



Volume 2

Livello



CENTRO STUDI LOGOS
ONLUS
CENTRO DI RICERCHE PSICOPEDAGOGICHE
VIA PRINCIPE TOMMASO 2 - MESSINA
TEL. 090/46920
DIRETTORE: DOTT. EMIDIO TRIBULATO

“ VOGLIA DI CRESCERE ”

PROGRAMMA BASE PER LO SVILUPPO LOGICO E COGNITIVO

Emidio Tribulato

INDICE

| | |
|------------------------------------|--------|
| SEQUENZE LOGICHE | Pag. 3 |
| I LABIRINTI | 112 |
| SEQUENZE NUMERICHE | 120 |
| RIPRODURRE | 166 |
| I SINONIMI (senza immagini) | 176 |



2005 - Tutti i diritti riservati. Emidio Tribulato Viale Annunziata 72
Messina – Tel. 090357149 - 09046920

E - mail: logos.messina@tiscali.it --- Nuovo sito web: www.cslogos.it

Vol. II


Livello 9


INDICE E SIGLATURA


Per avere una visione immediata di come procede, nel minore, l'apprendimento è bene che questo venga evidenziato mediante dei simboli.


E' fondamentale, infatti, che l'educatore abbia presente, in ogni momento, quali schede o attività siano dal bambino conosciute, sconosciute o in via di acquisizione. Ciò per evitare di farlo confrontare con temi troppo complessi senza aver prima consolidato gli apprendimenti più semplici, o di far ripetere inutilmente schede e attività da lui perfettamente conosciute e quindi superate.

Si consiglia pertanto di siglare sia le singole schede che le attività globali indicate nell'indice sottostante indicando con:

 un puntino l'inizio dell'apprendimento;

 una crocetta, le schede o le attività in cui il bambino dà risposte esatte ma senza il commento verbale minimo richiesto, ad esempio il nome dell'oggetto;

 un cerchio che circonda una crocetta, per indicare le schede o le attività in cui il bambino dà un commento verbale minimo.

 un quadrato che include un cerchio ed una crocetta, per indicare le schede o le attività di cui il bambino ha completato l'apprendimento.

INDICE

LIVELLI DI APPRENDIMENTO

SEQUENZE LOGICHE

I LABIRINTI

SEQUENZE NUMERICHE

RIPRODURRE

I SINONIMI (senza immagini)

“ VOGLIA DI CRESCERE ”

PROGRAMMA BASE PER LO SVILUPPO LOGICO E COGNITIVO

SEQUENZE LOGICHE

SEQUENZE LOGICHE

Il presentare al bambino molte sequenze logiche, lo aiuta non solo ad acquisire numerosi concetti fondamentali, come l'alternanza, la localizzazione spaziale, il rapporto di causa-effetto, le quantità, l'espansione, la contrazione ecc., ma serve anche a renderlo più maturo e pronto alle richieste insite nei programmi scolastici, in quanto vengono stimulate e sviluppate le capacità intellettive di base, presupposto indispensabile per ogni apprendimento.

Le sequenze logiche richiedono infatti, non solo un buon grado di discriminazione visiva e di astrazione, ma anche la capacità di cogliere i rapporti di consequenzialità e causa ed effetto.

UTILIZZAZIONE DELLE SCHEDE A SCELTA MULTIPLA INCROCIATA

Prima fase

In ogni scheda sono proposte tre sequenze. Per ciascuna di esse, l'allievo, seguendo il ragionamento effettuato dall'educatore, dovrà indicare con il dito una delle tre risposte presenti nella parte destra della scheda.

Seconda fase

L'allievo dovrà trovare la risposta esatta senza che l'educatore spieghi le caratteristiche della sequenza.

Terza fase

Il bambino verbalizzerà il ragionamento contenuto nella sequenza e quindi spiegherà i motivi che lo hanno portato a quella scelta.

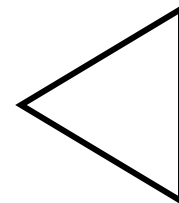

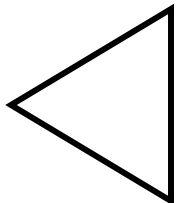
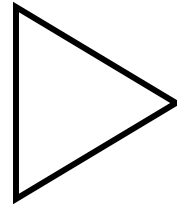
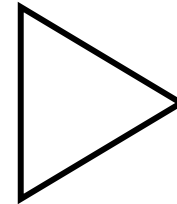


UTILIZZAZIONE DELLE SCHEDE A SCELTA APERTA

Le schede a scelta aperta richiedono maggiori capacità logiche, in quanto sono ipotizzabili tutte le risposte. Per tale motivo vanno effettuate dopo che il ragazzo avrà acquisito una buona padronanza delle schede precedenti.

In queste, egli dovrà disegnare, su un foglio a parte, le risposte ai vari quesiti presentati. Il compito gli sarà reso più facile in quanto si tratta sequenze a lui già note.


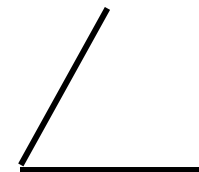
ETÀ MENTALE DI RIFERIMENTO

Nove anni.



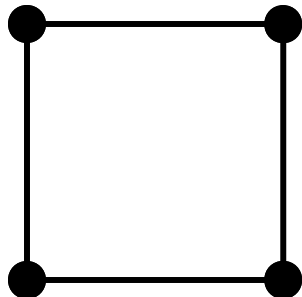
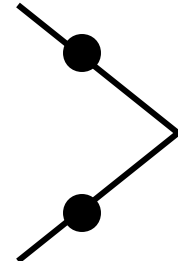
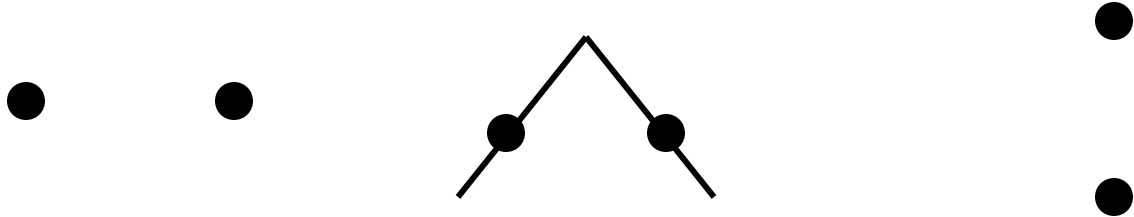
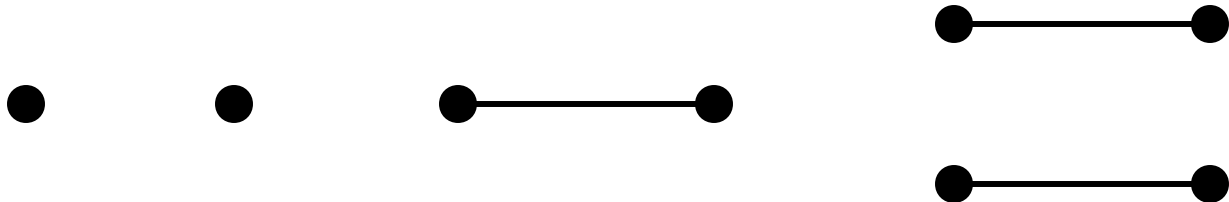
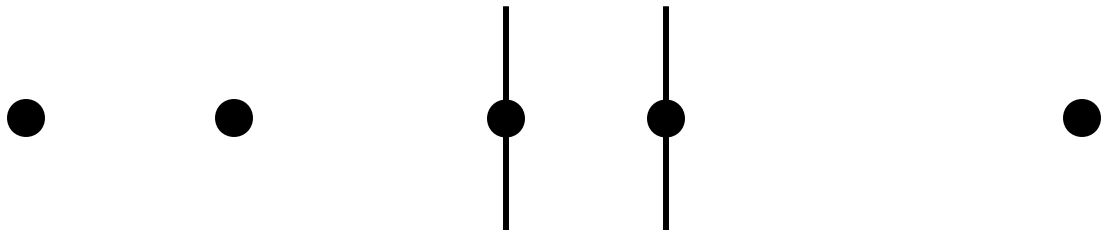
SEQUENZE LOGICHE

Seguendo il ragionamento logico, presente nella parte sinistra della scheda, trovare a destra la soluzione più idonea.

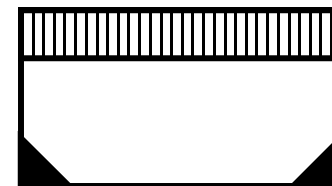









SEQUENZE LOGICHE

Seguendo il ragionamento logico, presente nella parte sinistra della scheda, trovare a destra la soluzione più idonea.

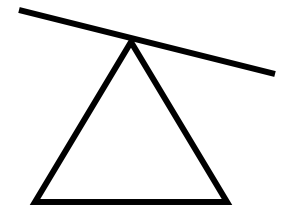
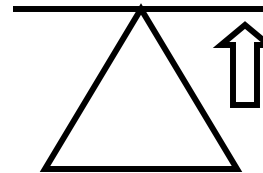
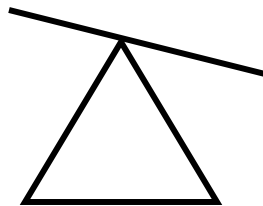
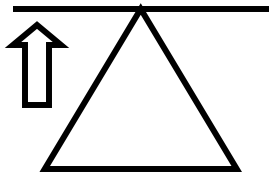
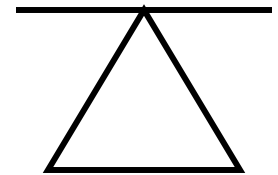
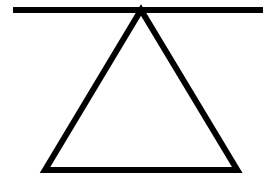
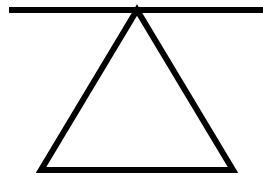
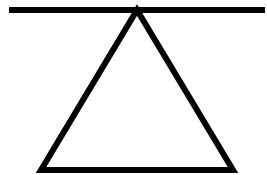
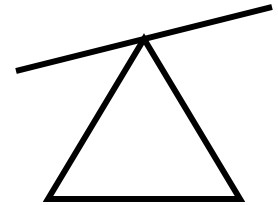
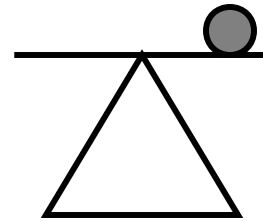
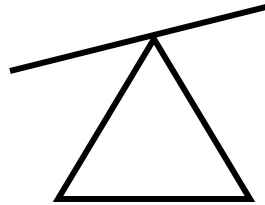
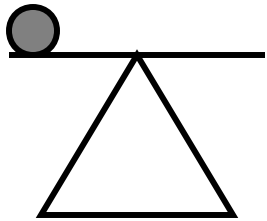


SEQUENZE LOGICHE
Seguendo il ragionamento logico, presente nella parte sinistra della scheda, trovare a destra la soluzione più idonea.



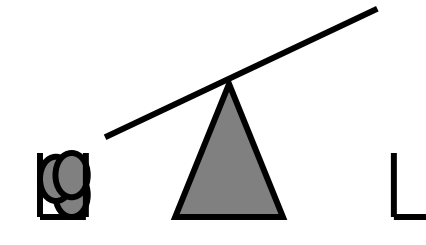
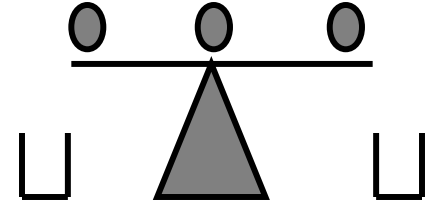
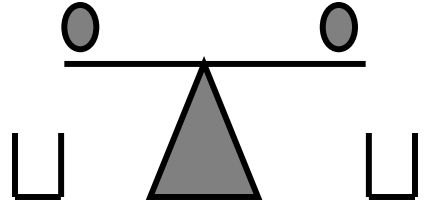
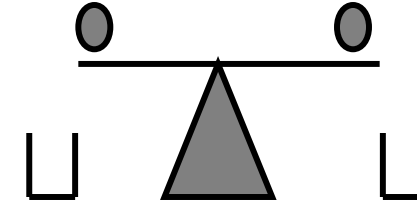
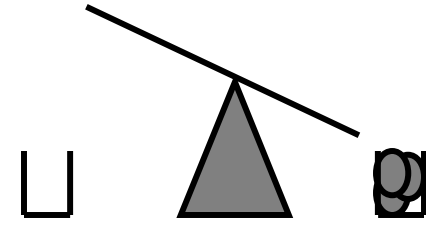
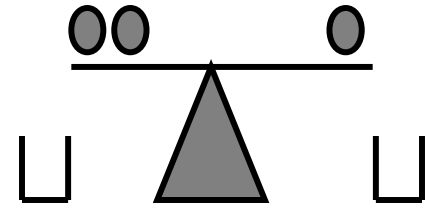
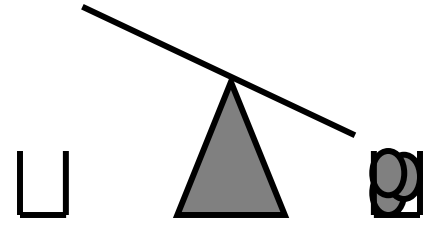
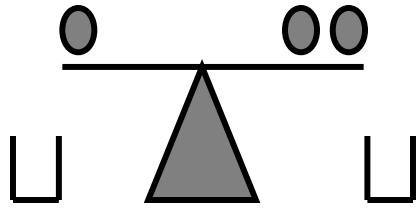
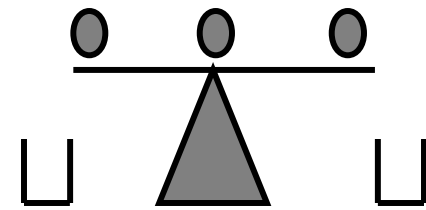
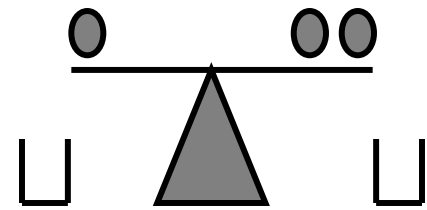
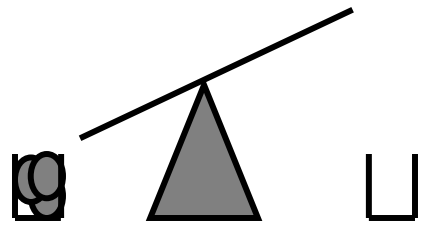
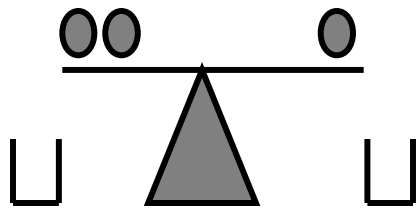
SEQUENZE LOGICHE

Seguendo il ragionamento logico, presente nella parte sinistra della scheda, trovare a destra la soluzione più idonea.



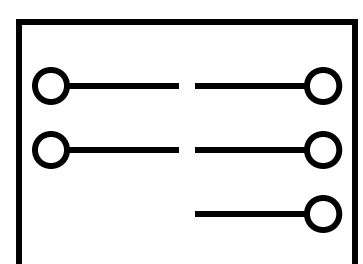
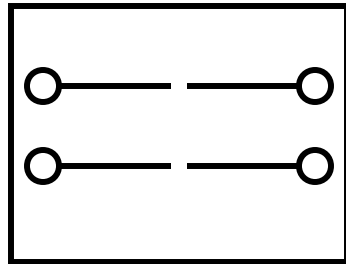
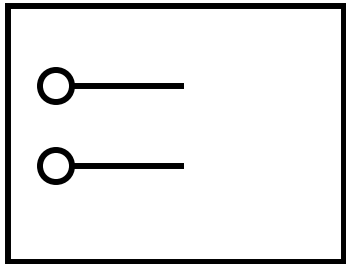
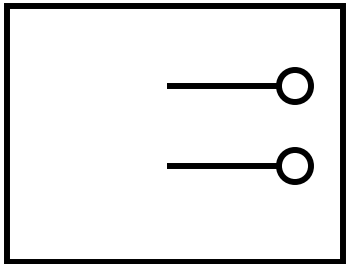
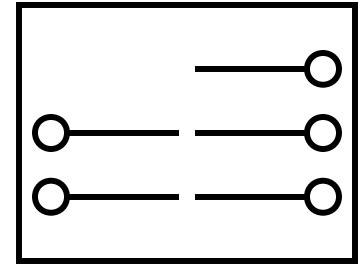
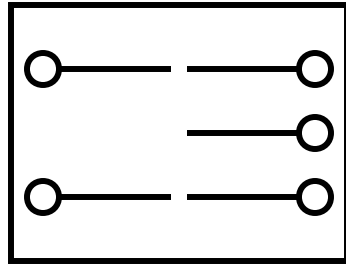
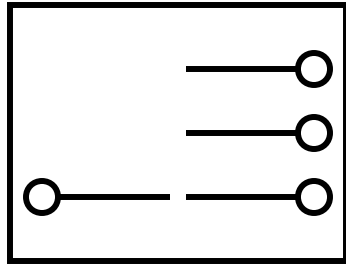
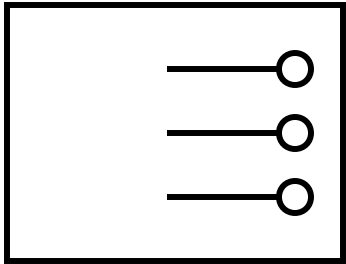
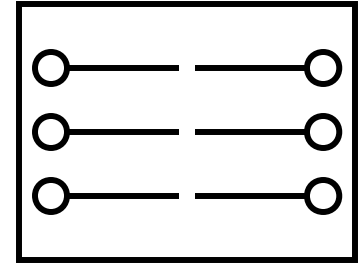
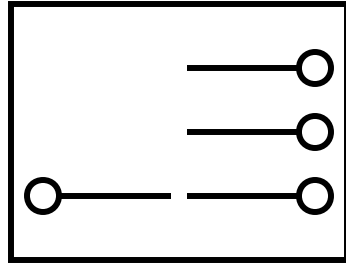
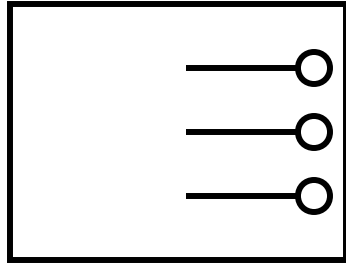
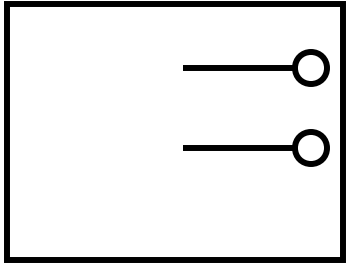
SEQUENZE LOGICHE

Seguendo il ragionamento logico, presente nella parte sinistra della scheda, trovare a destra la soluzione più idonea.






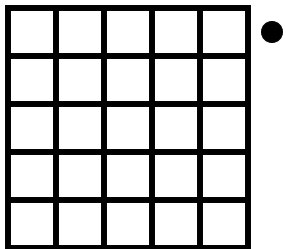

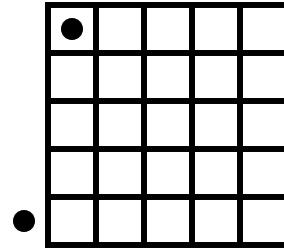

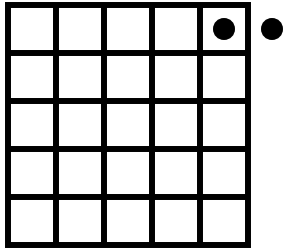

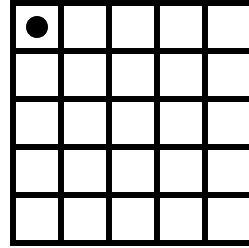


SEQUENZE LOGICHE

Seguendo il ragionamento logico, presente nella parte sinistra della scheda, trovare a destra la soluzione più idonea.




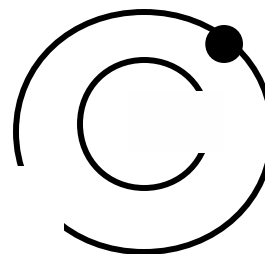

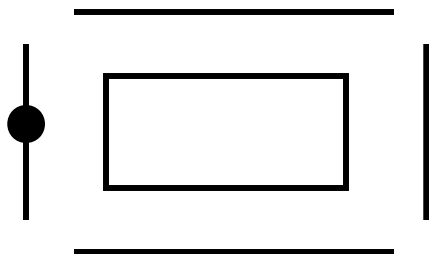
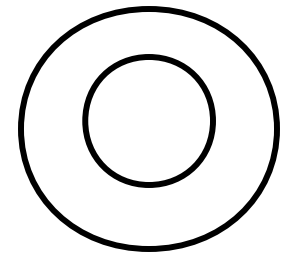
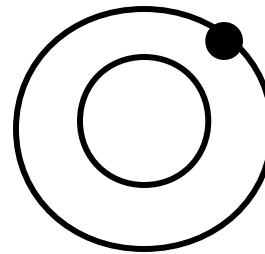
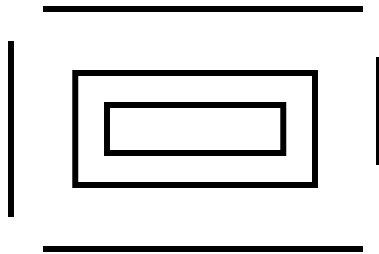
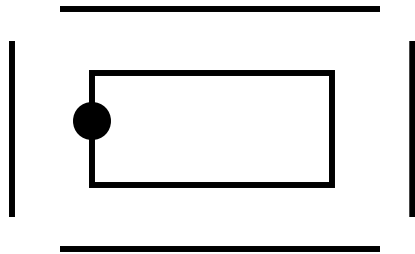

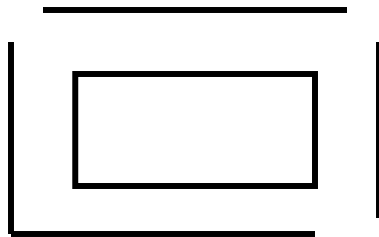
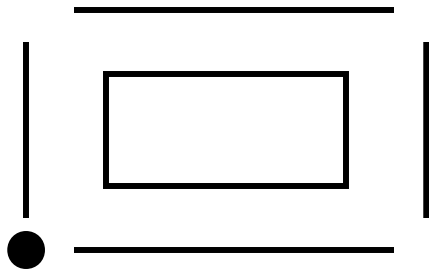
SEQUENZE LOGICHE

Seguendo il ragionamento logico, presente nella parte sinistra della scheda, trovare a destra la soluzione più idonea.




SEQUENZE LOGICHE

Seguendo il ragionamento logico, presente nella parte sinistra della scheda, trovare a destra la soluzione più idonea.





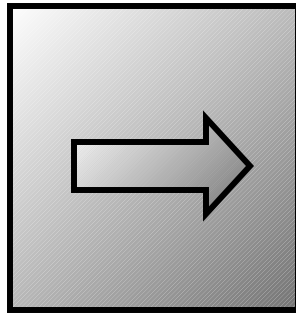









SEQUENZE LOGICHE

Seguendo il ragionamento logico, presente nella parte sinistra della scheda, trovare a destra la soluzione più idonea.




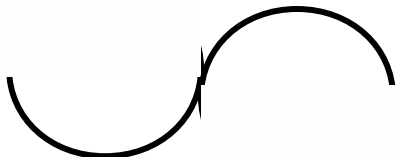


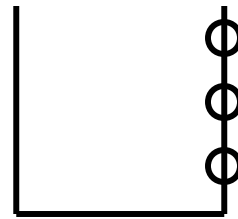

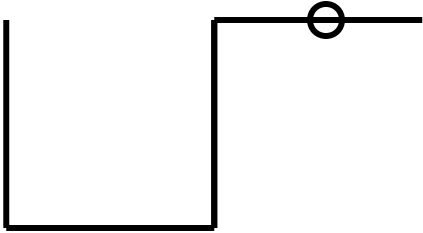

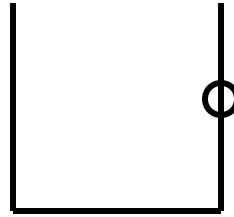

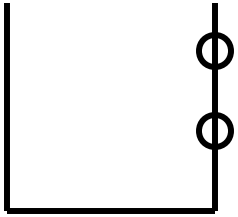
SEQUENZE LOGICHE

Seguendo il ragionamento logico, presente nella parte sinistra della scheda, trovare a destra la soluzione più idonea.







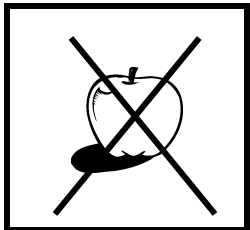







SEQUENZE LOGICHE

Seguendo il ragionamento logico, presente nella parte sinistra della scheda, trovare a destra la soluzione più idonea.



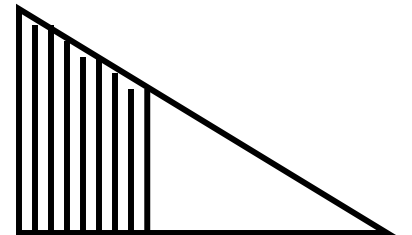
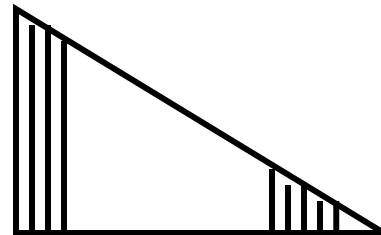
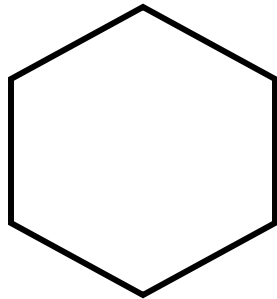
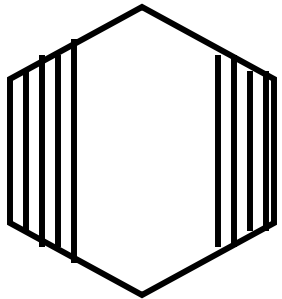
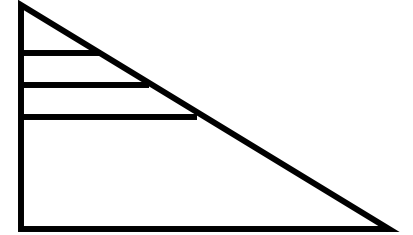
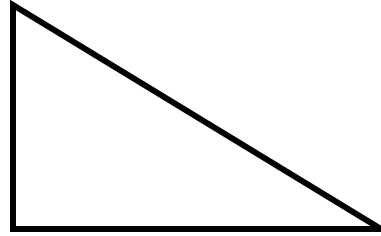
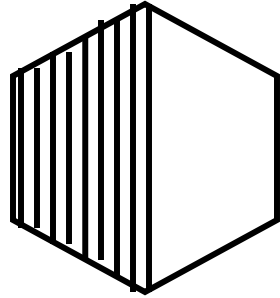
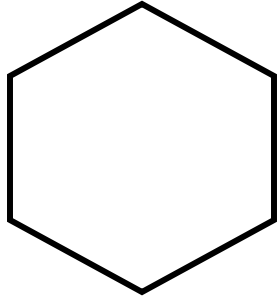
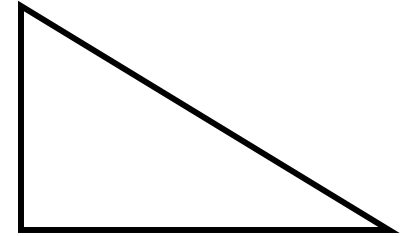
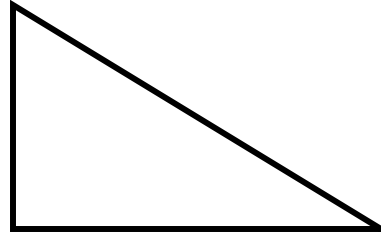
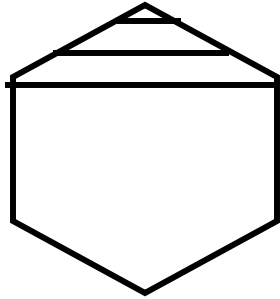
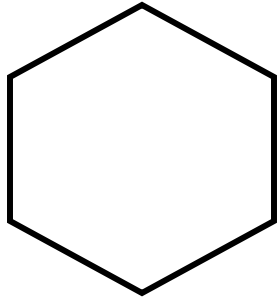
SEQUENZE LOGICHE

Seguendo il ragionamento logico, presente nella parte sinistra della scheda, trovare a destra la soluzione più idonea.




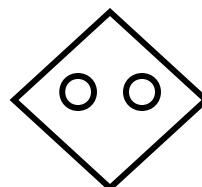

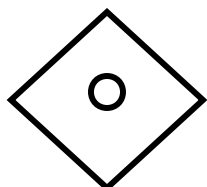

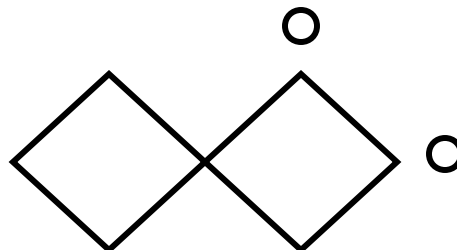
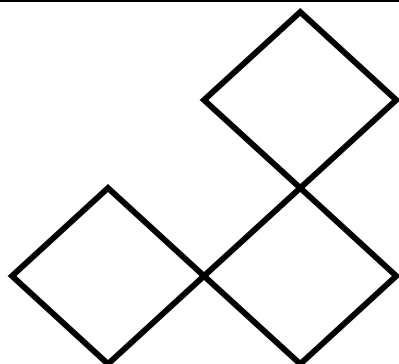
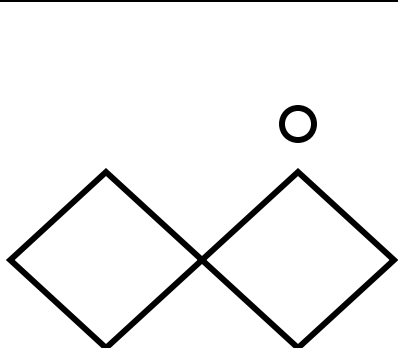
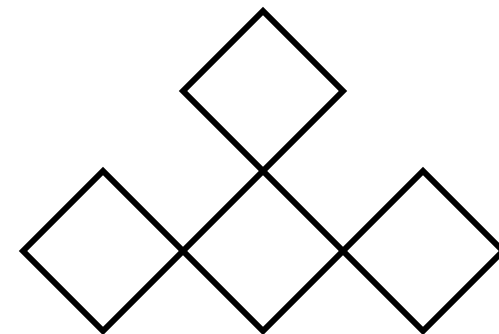
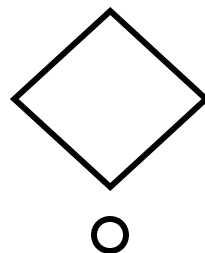

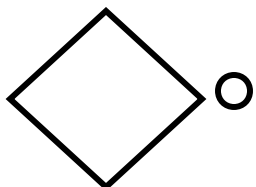
SEQUENZE LOGICHE

Seguendo il ragionamento logico, presente nella parte sinistra della scheda, trovare a destra la soluzione più idonea.




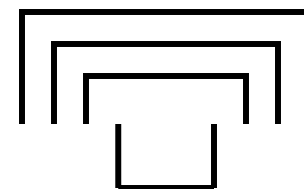
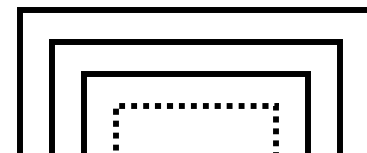
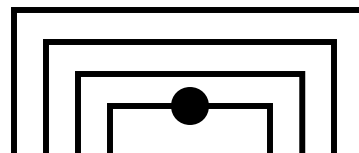
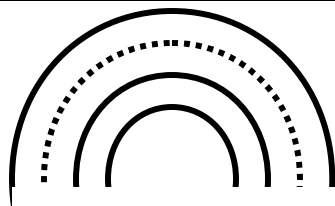
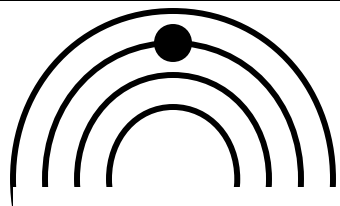
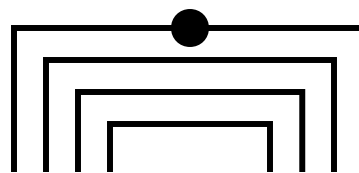
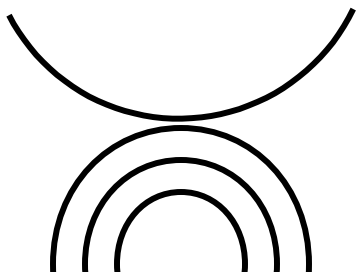
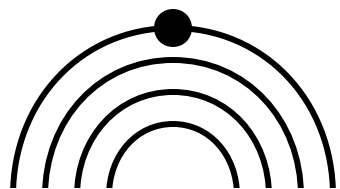
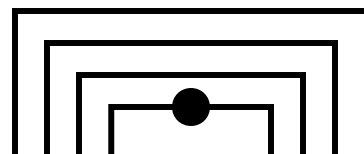
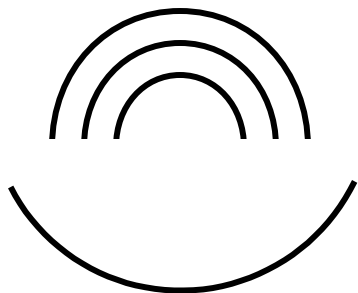
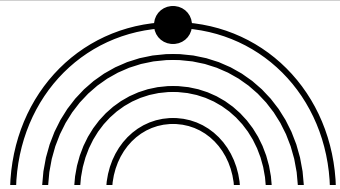
SEQUENZE LOGICHE

Seguendo il ragionamento logico, presente nella parte sinistra della scheda, trovare a destra la soluzione più idonea.




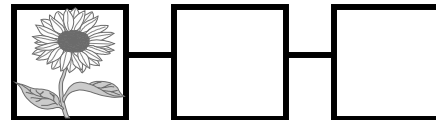
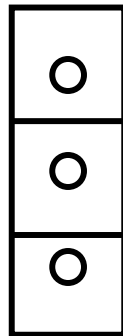
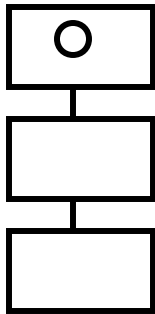
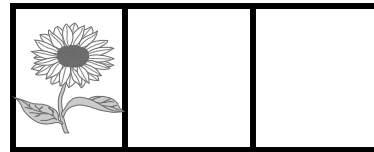
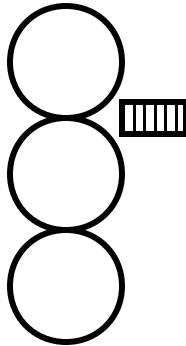



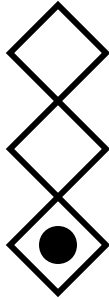
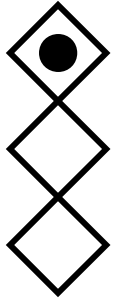
SEQUENZE LOGICHE

Seguendo il ragionamento logico, presente nella parte sinistra della scheda, trovare a destra la soluzione più idonea.




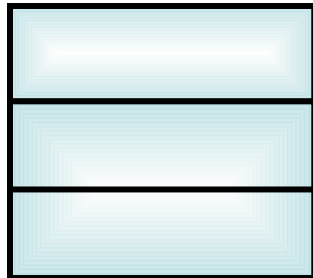

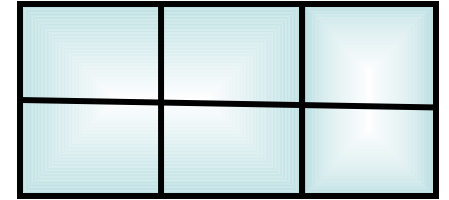




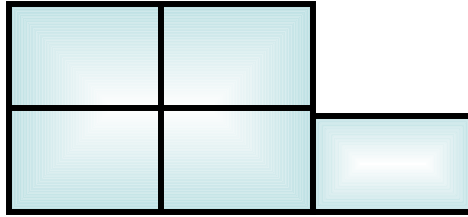

SEQUENZE LOGICHE

Seguendo il ragionamento logico, presente nella parte sinistra della scheda, trovare a destra la soluzione più idonea.



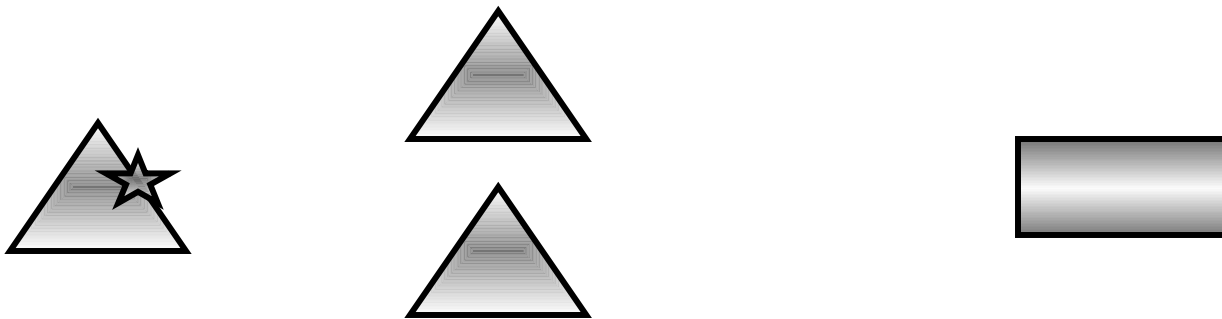
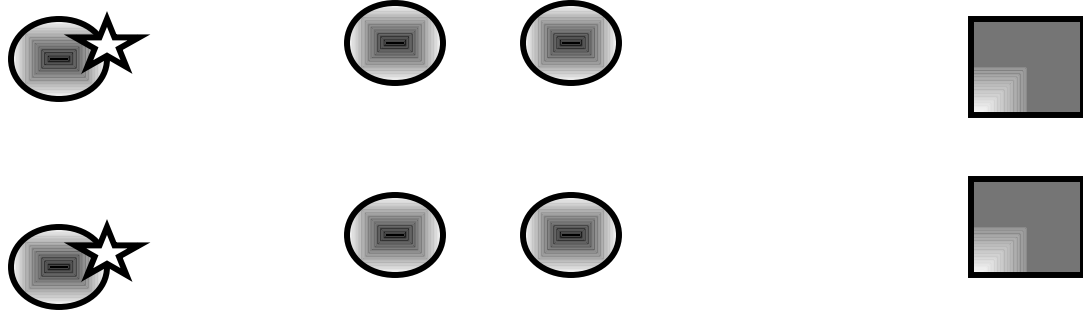
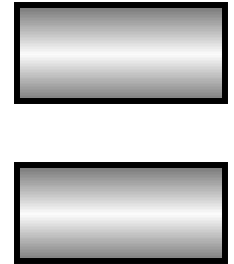

SEQUENZE LOGICHE

Seguendo il ragionamento logico, presente nella parte sinistra della scheda, trovare a destra la soluzione più idonea.

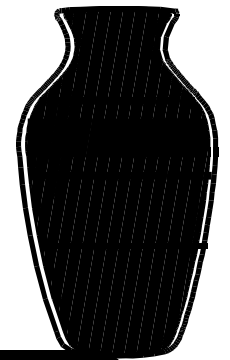

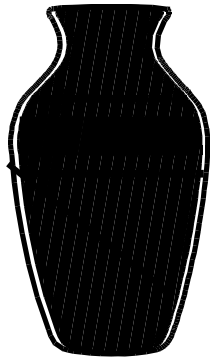

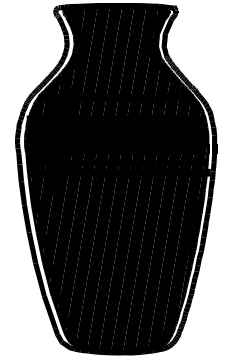

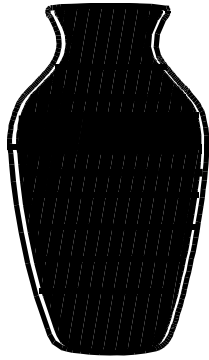

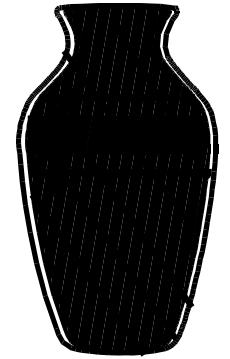

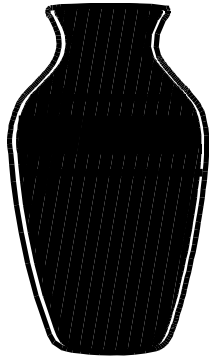



SEQUENZE LOGICHE

Seguendo il ragionamento logico, presente nella parte sinistra della scheda, trovare a destra la soluzione più idonea.















SEQUENZE LOGICHE
Seguendo il ragionamento logico, presente nella parte sinistra della scheda, trovare a destra la soluzione più idonea.









SEQUENZE LOGICHE

Seguendo il ragionamento logico, presente nella parte sinistra della scheda, trovare a destra la soluzione più idonea.

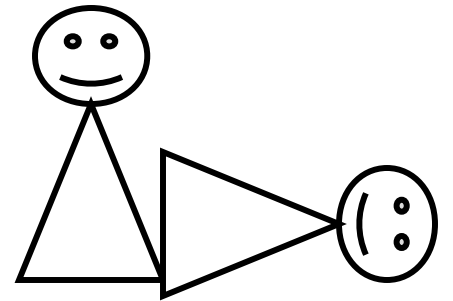



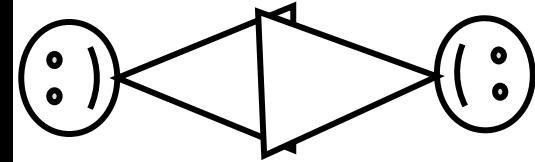

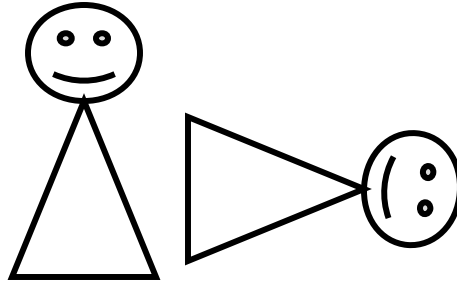

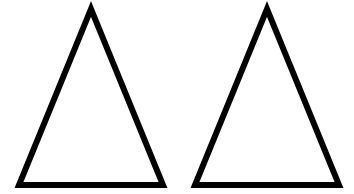





SEQUENZE LOGICHE

Seguendo il ragionamento logico, presente nella parte sinistra della scheda, trovare a destra la soluzione più idonea.

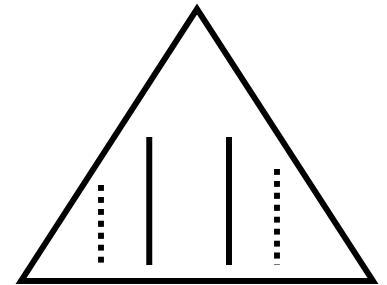
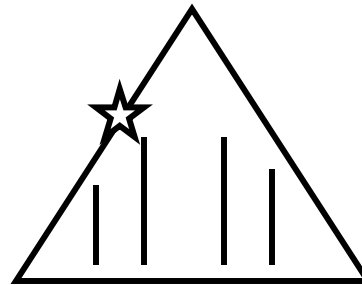
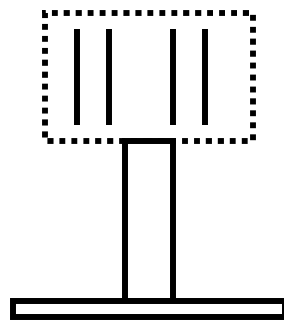

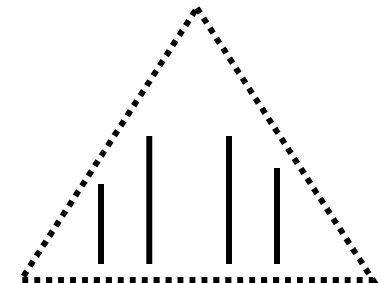
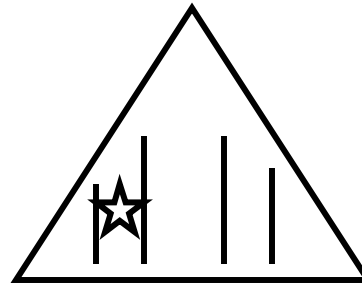
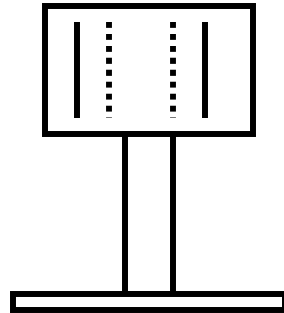
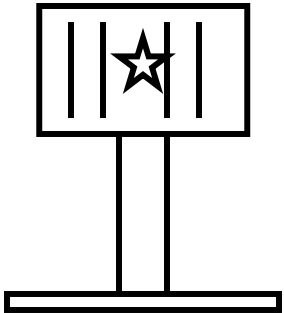
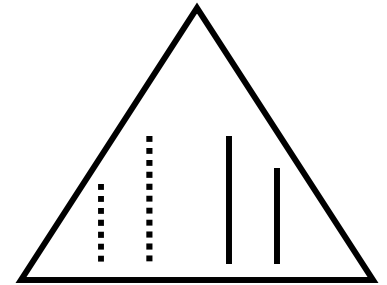
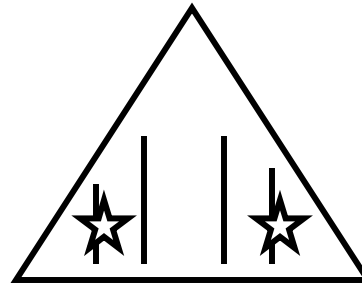
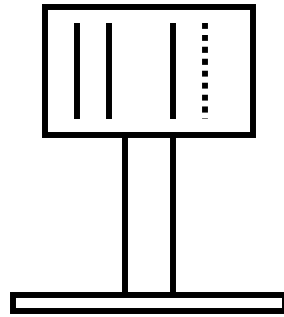
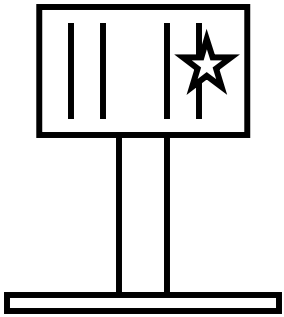


SEQUENZE LOGICHE
Seguendo il ragionamento logico, presente nella parte sinistra della scheda, trovare a destra la soluzione più idonea.




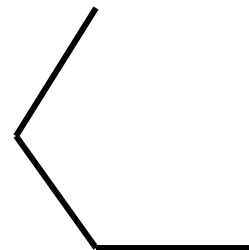
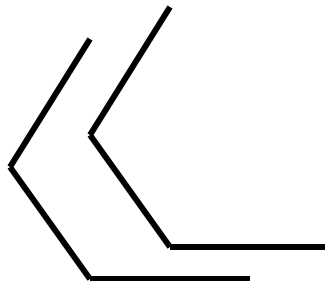
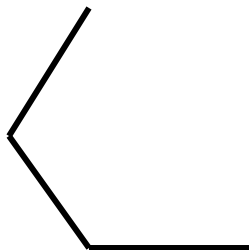
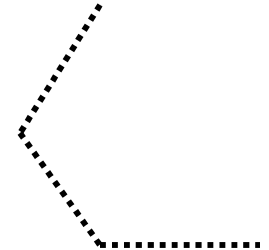
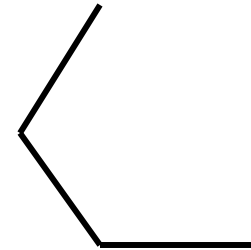
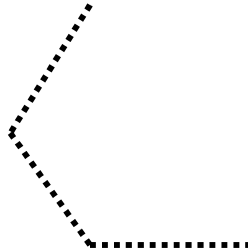
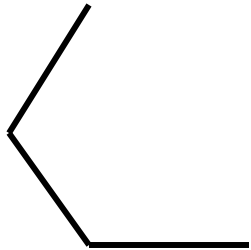
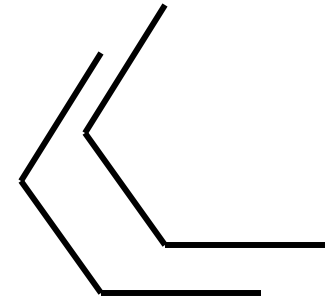
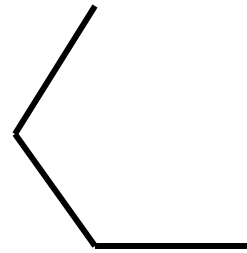
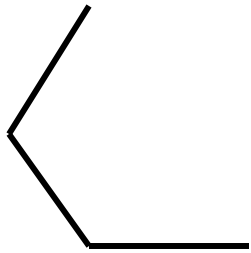
SEQUENZE LOGICHE

Seguendo il ragionamento logico, presente nella parte sinistra della scheda, trovare a destra la soluzione più idonea.





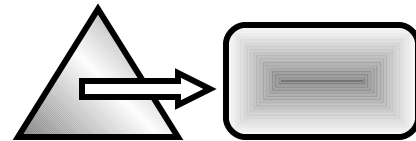




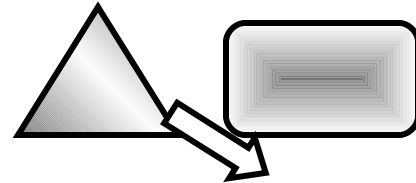

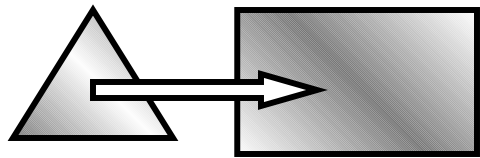
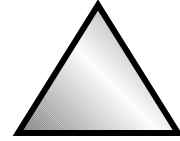

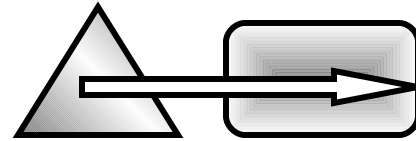
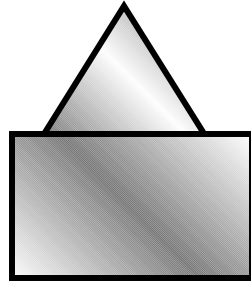
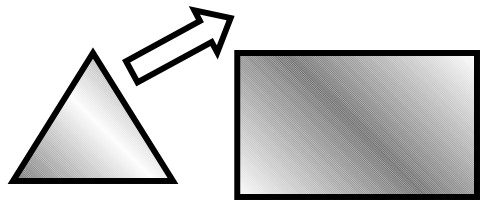
SEQUENZE LOGICHE

Seguendo il ragionamento logico, presente nella parte sinistra della scheda, trovare a destra la soluzione più idonea.







SEQUENZE LOGICHE

Seguendo il ragionamento logico, presente nella parte sinistra della scheda, trovare a destra la soluzione più idonea.



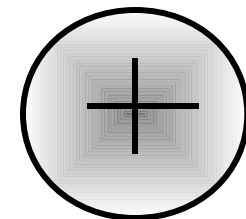
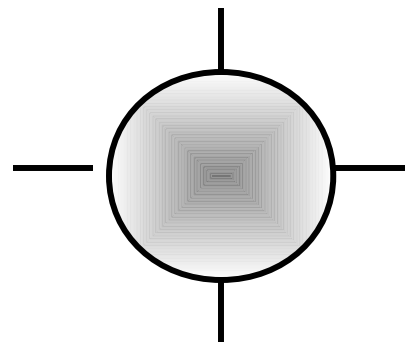

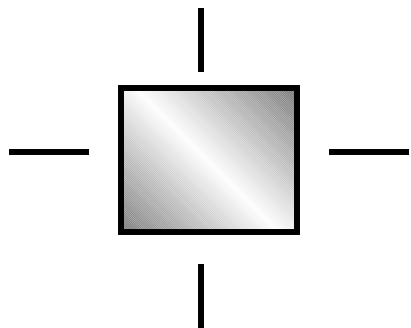

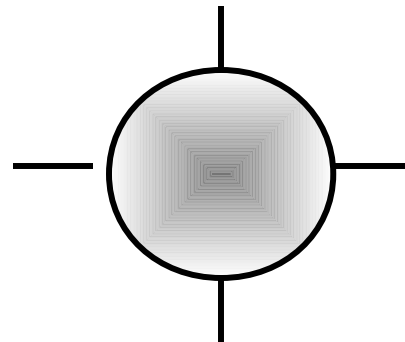
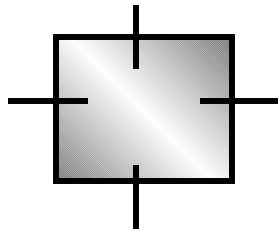
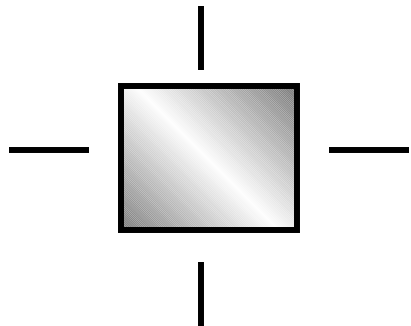
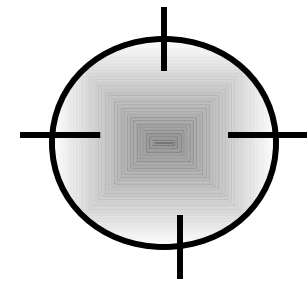
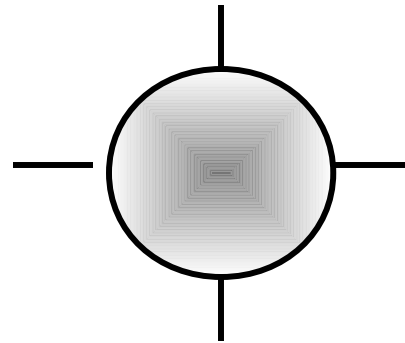
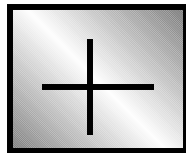
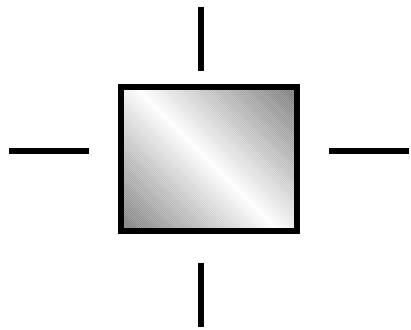
SEQUENZE LOGICHE

Seguendo il ragionamento logico, presente nella parte sinistra della scheda, trovare a destra la soluzione più idonea.




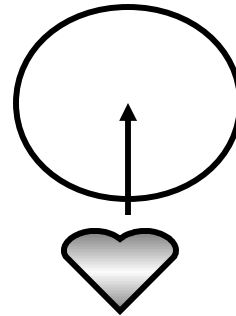



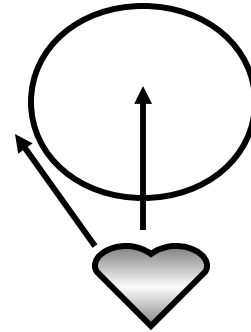





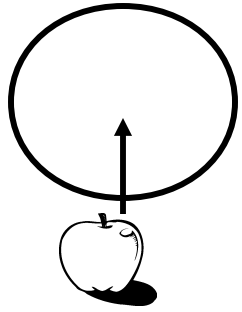
SEQUENZE LOGICHE

Seguendo il ragionamento logico, presente nella parte sinistra della scheda, trovare a destra la soluzione più idonea.





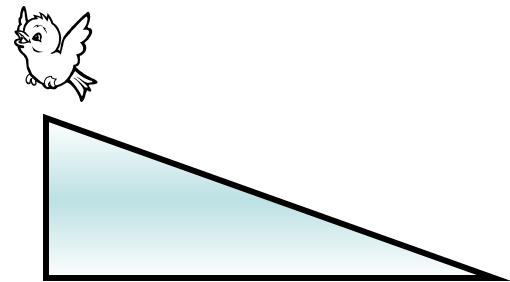


SEQUENZE LOGICHE

Seguendo il ragionamento logico, presente nella parte sinistra della scheda, trovare a destra la soluzione più idonea.

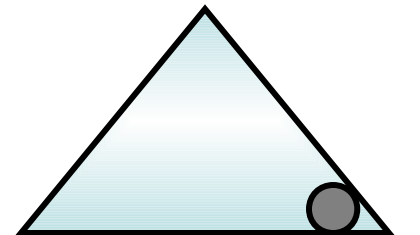
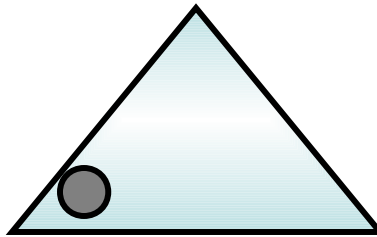
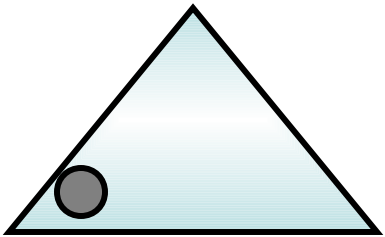
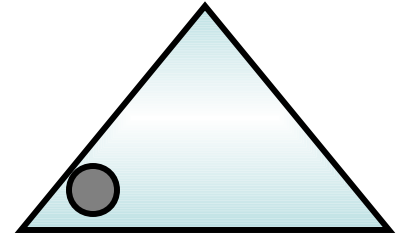
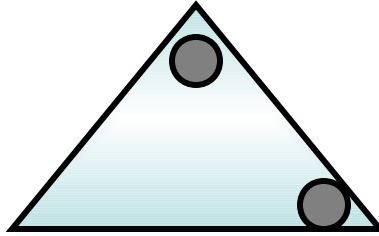
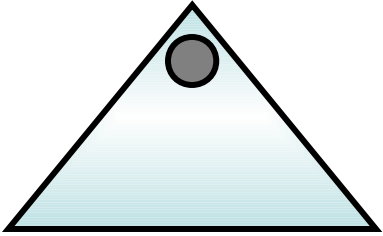
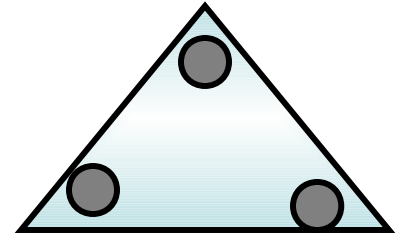
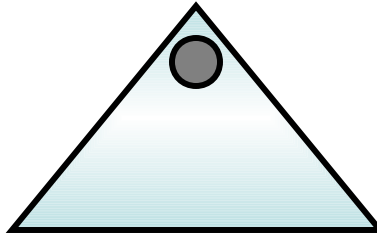
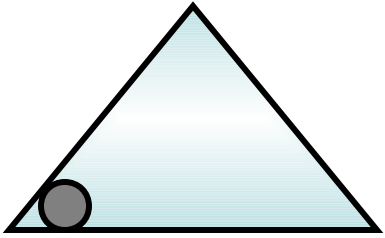


SEQUENZE LOGICHE

Seguendo il ragionamento logico, presente nella parte sinistra della scheda, trovare a destra la soluzione più idonea.









SEQUENZE LOGICHE
Seguendo il ragionamento logico, presente nella parte sinistra della scheda, trovare a destra la soluzione più idonea.




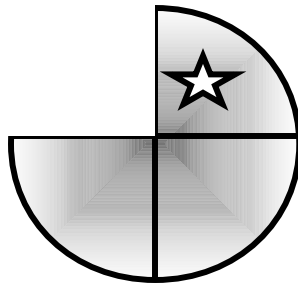

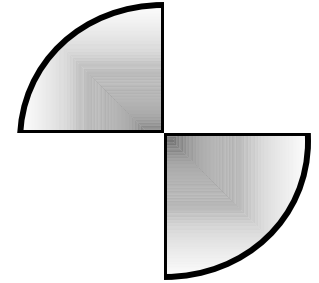



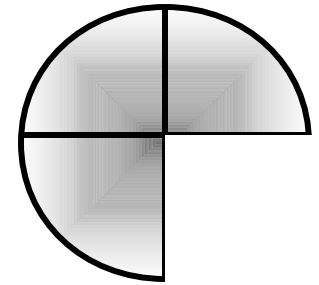

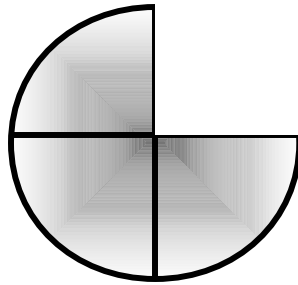

SEQUENZE LOGICHE

Seguendo il ragionamento logico, presente nella parte sinistra della scheda, trovare a destra la soluzione più idonea.



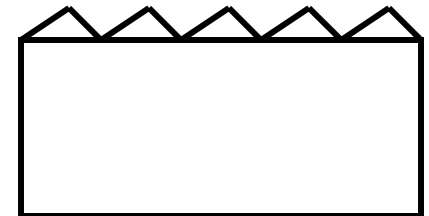


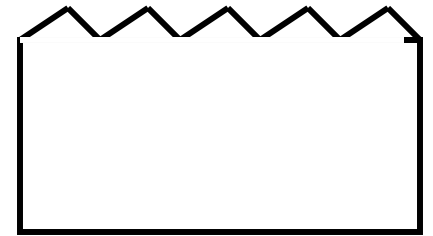
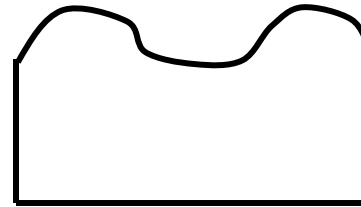
SEQUENZE LOGICHE

Seguendo il ragionamento logico, presente nella parte sinistra della scheda, trovare a destra la soluzione più idonea.















SEQUENZE LOGICHE

Seguendo il ragionamento logico, presente nella parte sinistra della scheda, trovare a destra la soluzione più idonea.



SEQUENZE LOGICHE

Seguendo il ragionamento logico, presente nella parte sinistra della scheda, trovare a destra la soluzione più idonea.




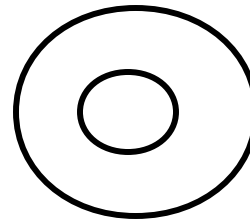
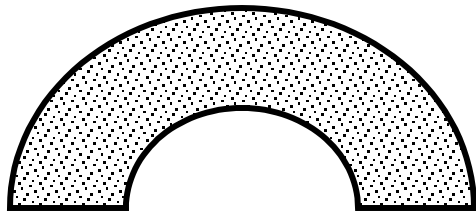
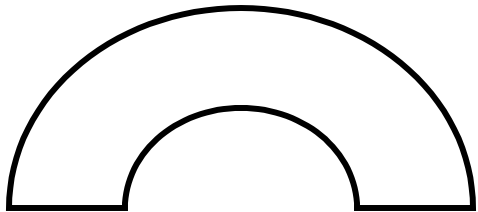
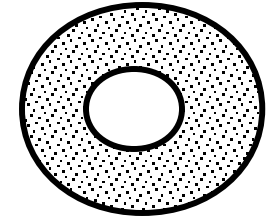
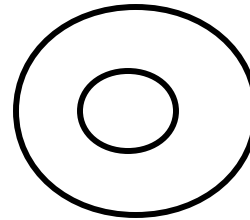

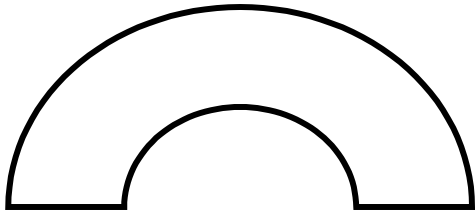
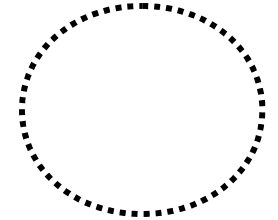
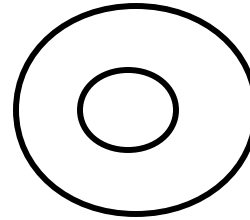
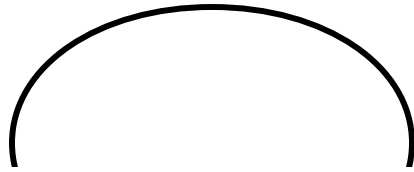
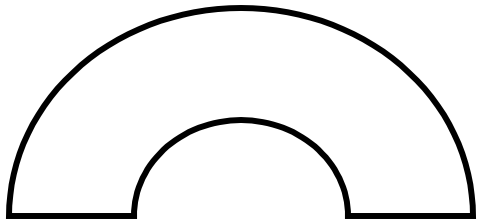
SEQUENZE LOGICHE

Seguendo il ragionamento logico, presente nella parte sinistra della scheda, trovare a destra la soluzione più idonea.



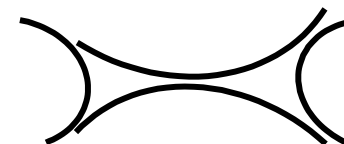
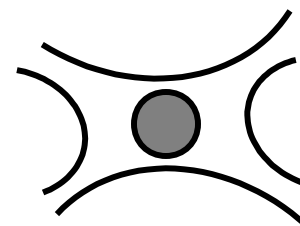
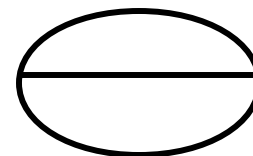
SEQUENZE LOGICHE

Seguendo il ragionamento logico, presente nella parte sinistra della scheda, trovare a destra la soluzione più idonea.



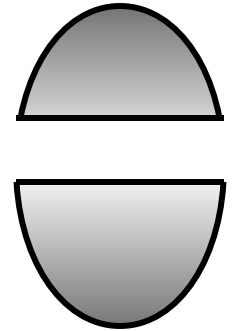



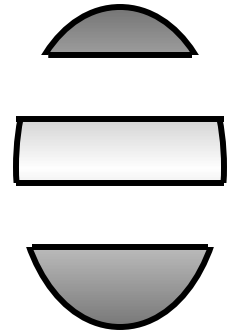


SEQUENZE LOGICHE

Seguendo il ragionamento logico, presente nella parte sinistra della scheda, trovare a destra la soluzione più idonea.





SEQUENZE LOGICHE

Seguendo il ragionamento logico, presente nella parte sinistra della scheda, trovare a destra la soluzione più idonea.



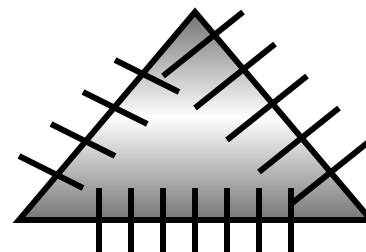

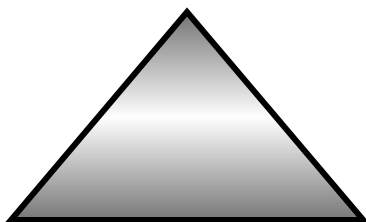
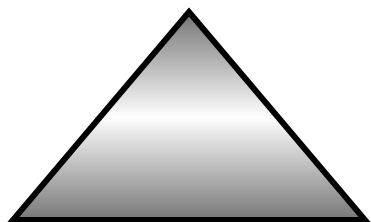
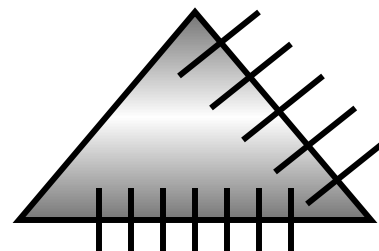

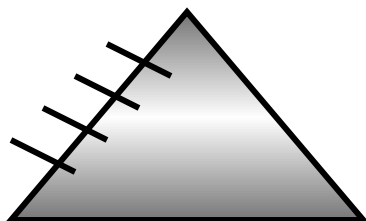

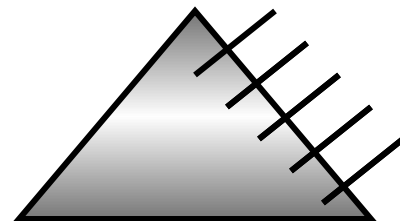

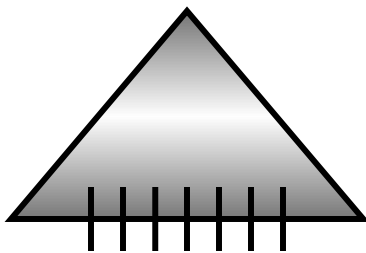

SEQUENZE LOGICHE

Seguendo il ragionamento logico, presente nella parte sinistra della scheda, trovare a destra la soluzione più idonea.





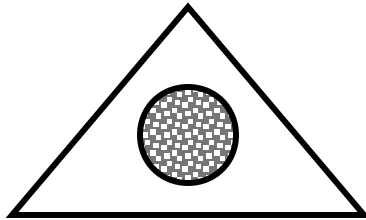
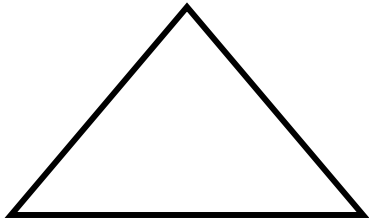
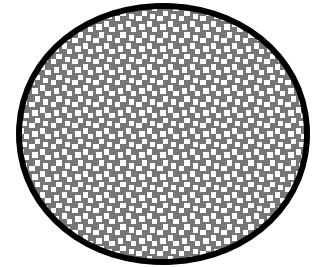

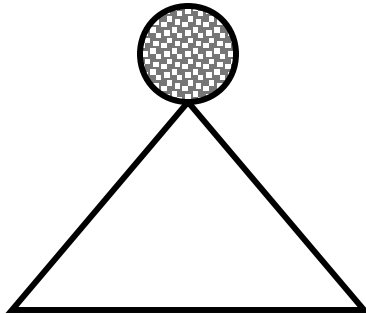
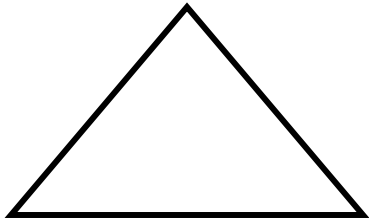
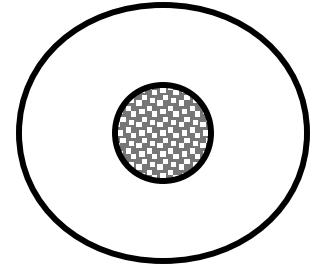

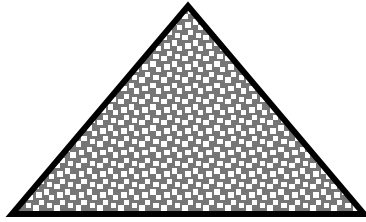
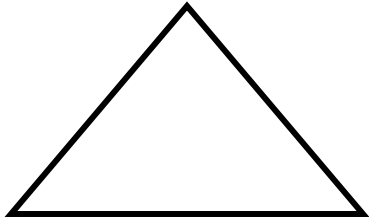
SEQUENZE LOGICHE

Seguendo il ragionamento logico, presente nella parte sinistra della scheda, trovare a destra la soluzione più idonea.



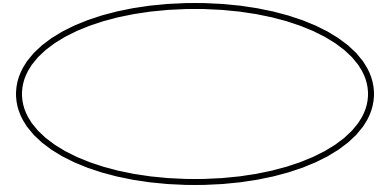

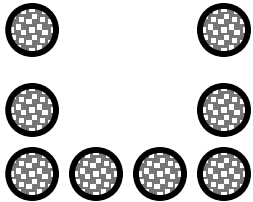
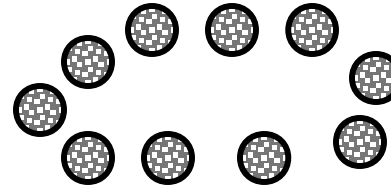
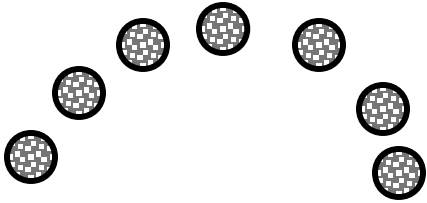

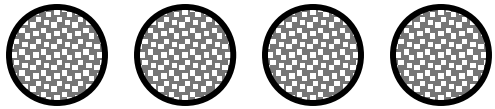
SEQUENZE LOGICHE

Seguendo il ragionamento logico, presente nella parte sinistra della scheda, trovare a destra la soluzione più idonea.











SEQUENZE LOGICHE

Seguendo il ragionamento logico, presente nella parte sinistra della scheda, trovare a destra la soluzione più idonea.




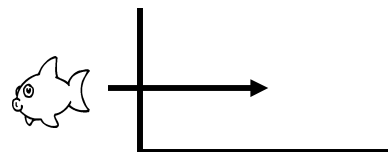


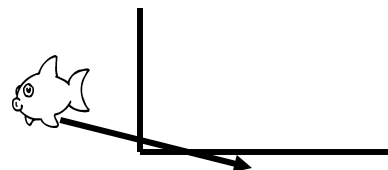


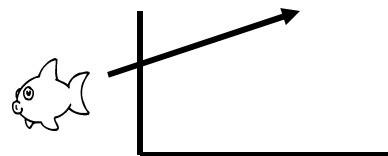

SEQUENZE LOGICHE

Seguendo il ragionamento logico, presente nella parte sinistra della scheda, trovare a destra la soluzione più idonea.



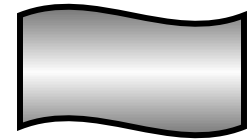
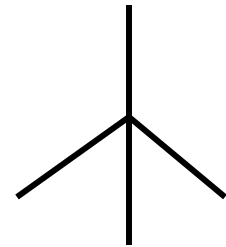
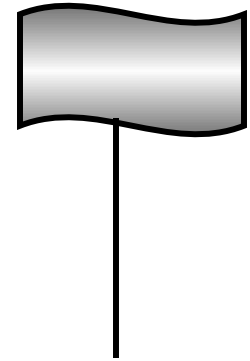
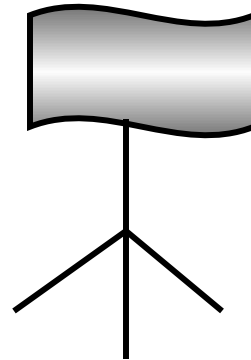

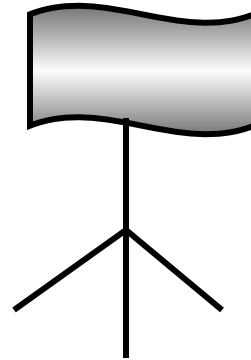
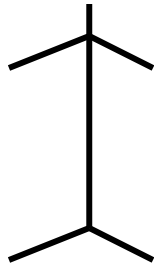

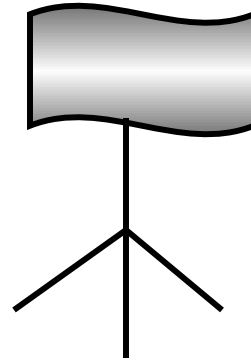

SEQUENZE LOGICHE

Seguendo il ragionamento logico, presente nella parte sinistra della scheda, trovare a destra la soluzione più idonea.



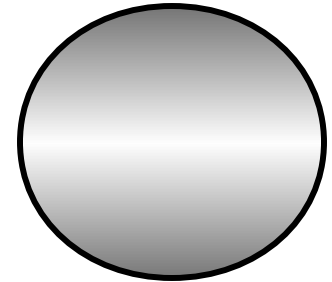
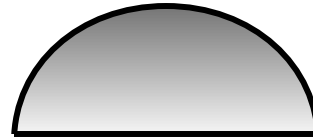
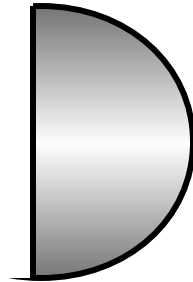
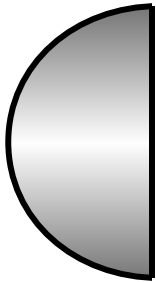
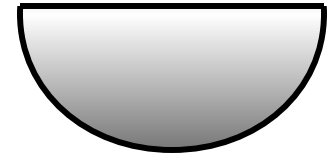
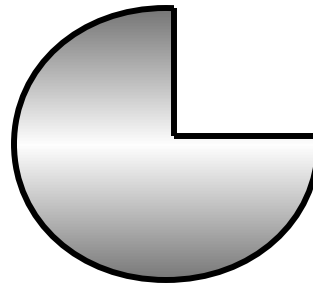

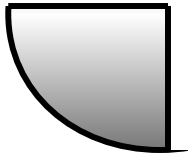
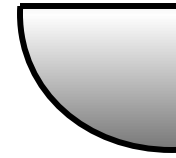
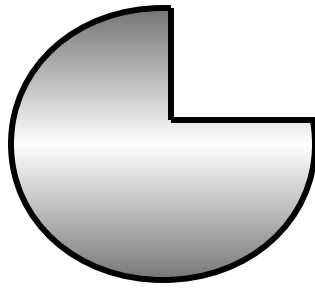
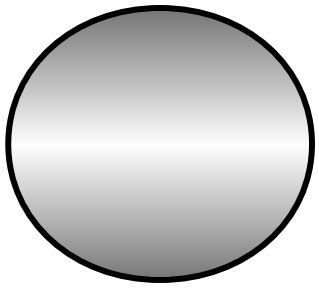
SEQUENZE LOGICHE

Seguendo il ragionamento logico, presente nella parte sinistra della scheda, trovare a destra la soluzione più idonea.



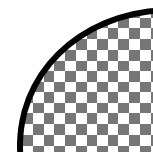



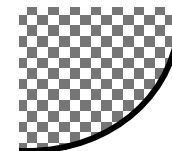


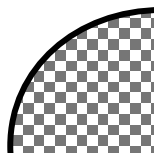



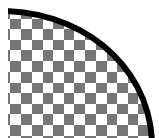
SEQUENZE LOGICHE

Seguendo il ragionamento logico, presente nella parte sinistra della scheda, trovare a destra la soluzione più idonea.




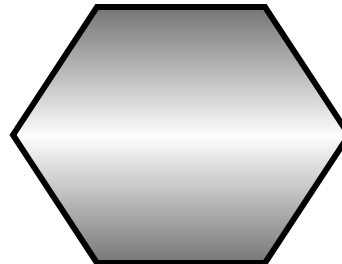
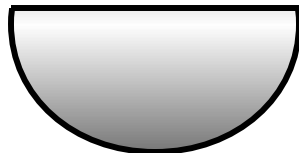
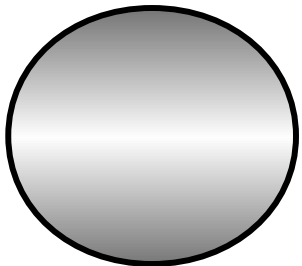
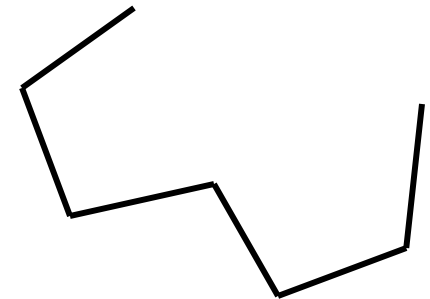
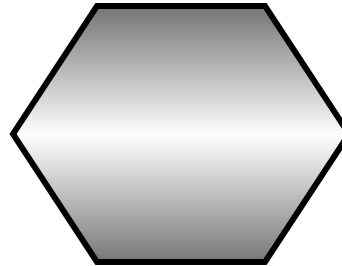

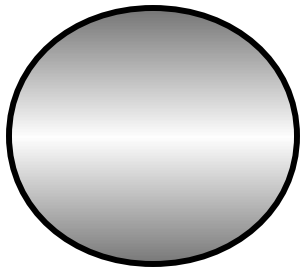
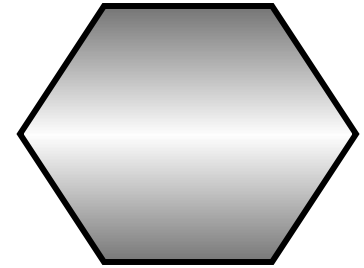
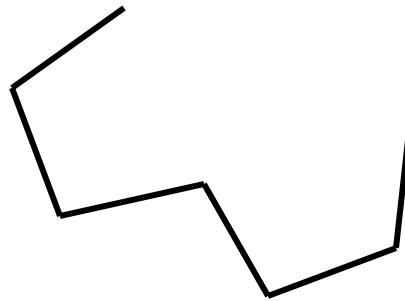
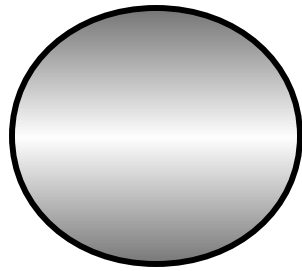

SEQUENZE LOGICHE

Seguendo il ragionamento logico, presente nella parte sinistra della scheda, trovare a destra la soluzione più idonea.



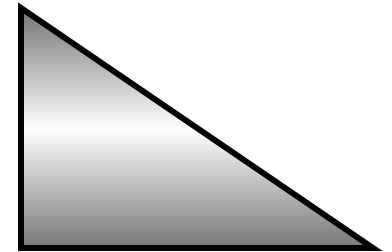
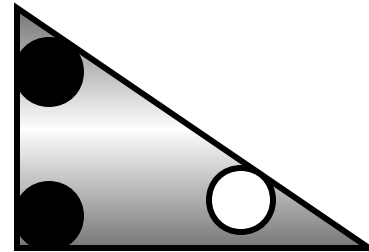
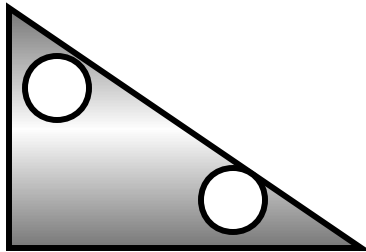
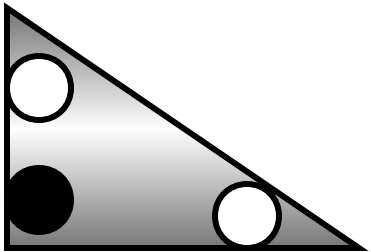
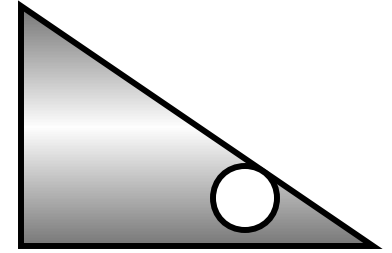
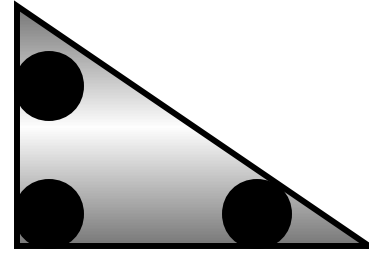
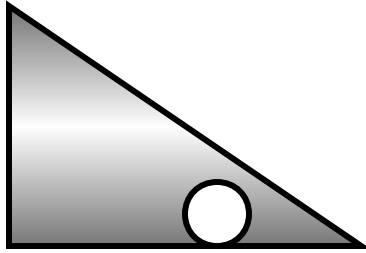
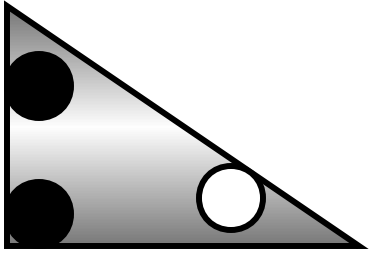
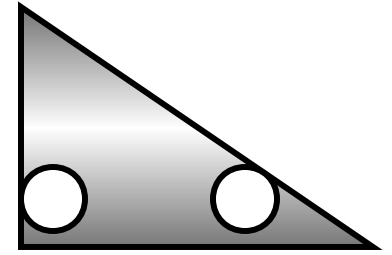
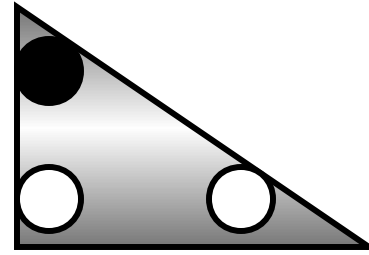
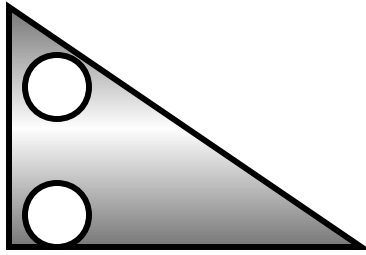
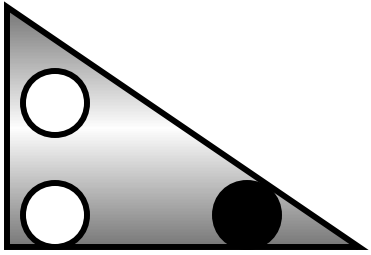
SEQUENZE LOGICHE

Seguendo il ragionamento logico, presente nella parte sinistra della scheda, trovare a destra la soluzione più idonea.




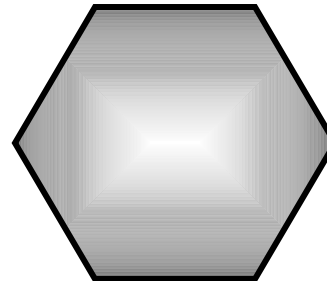

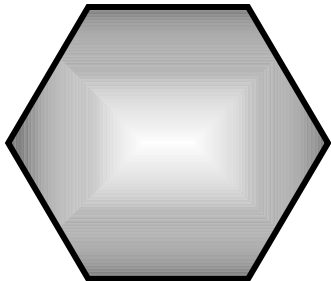
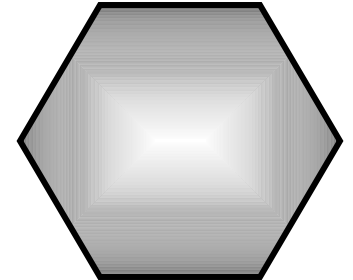

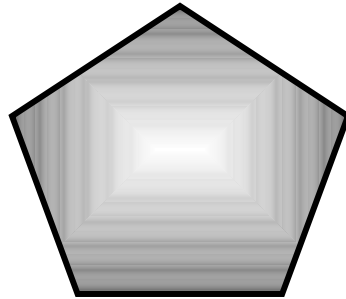
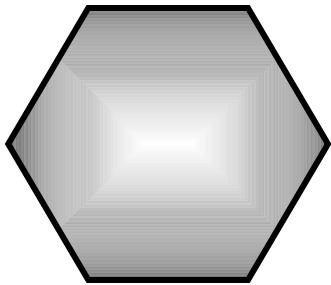

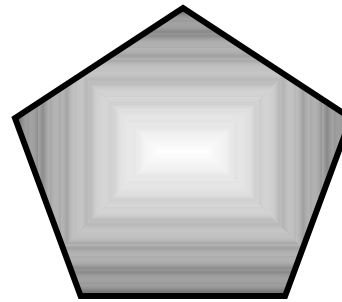


SEQUENZE LOGICHE

Seguendo il ragionamento logico, presente nella parte sinistra della scheda, trovare a destra la soluzione più idonea.



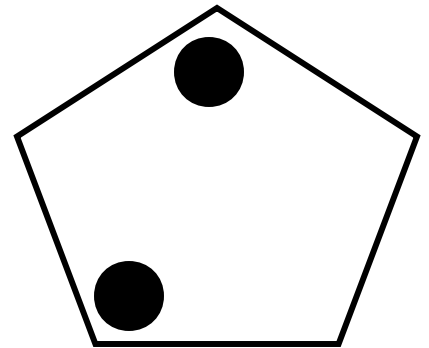

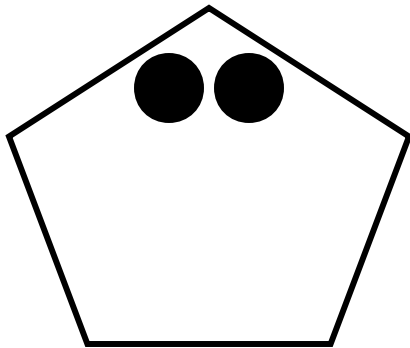

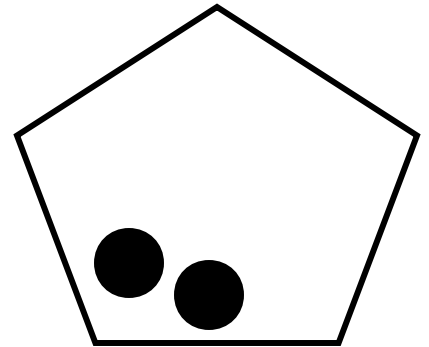
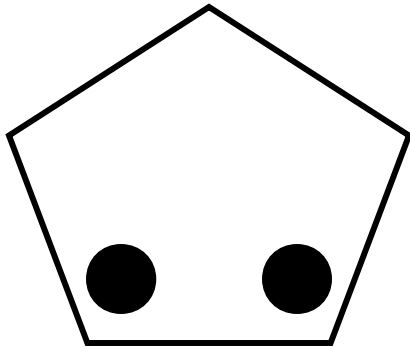

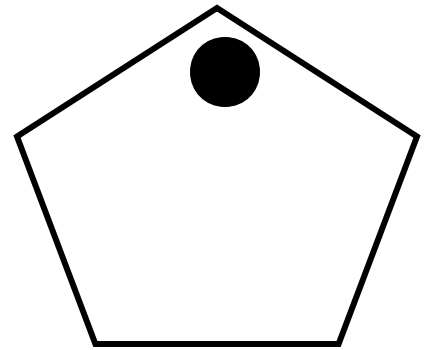
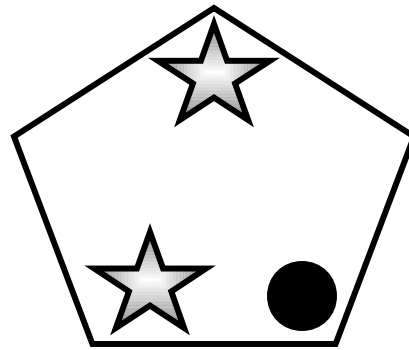
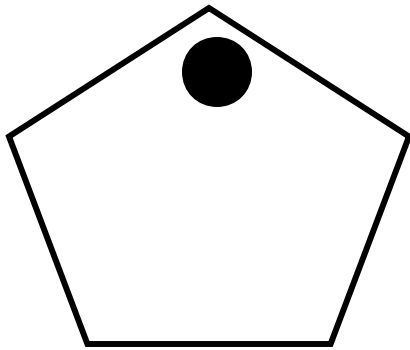

SEQUENZE LOGICHE

Seguendo il ragionamento logico, presente nella parte sinistra della scheda, trovare a destra la soluzione più idonea.



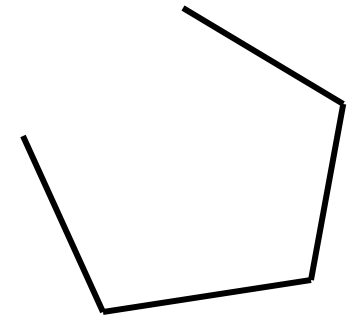




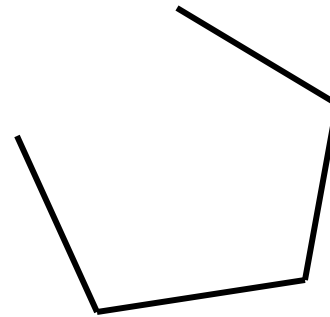






SEQUENZE LOGICHE

Seguendo il ragionamento logico, presente nella parte sinistra della scheda, trovare a destra la soluzione più idonea.



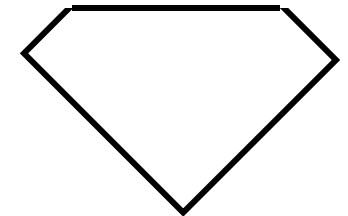
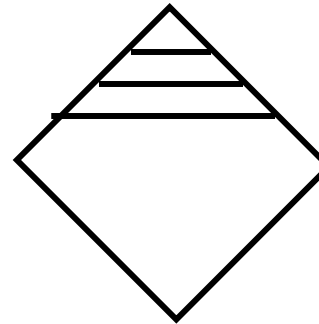

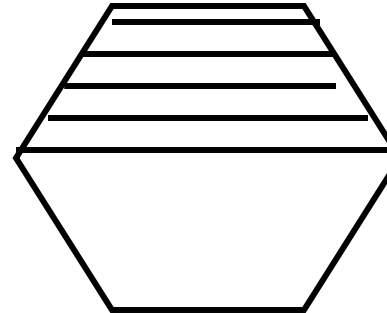
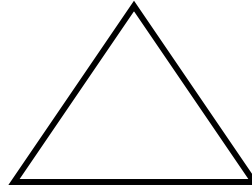
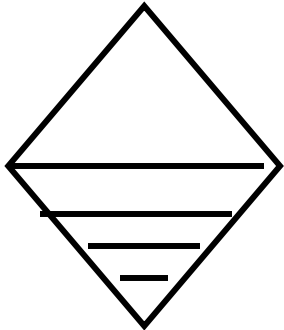
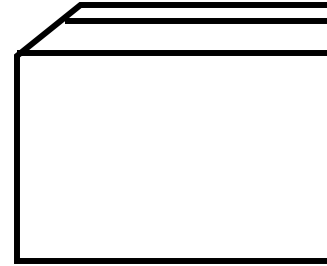
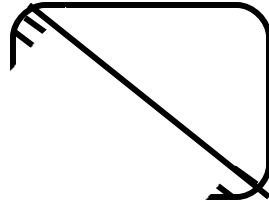
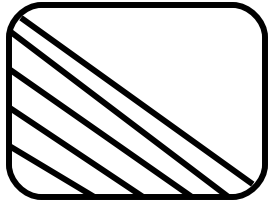
SEQUENZE LOGICHE

Seguendo il ragionamento logico, presente nella parte sinistra della scheda, trovare a destra la soluzione più idonea.




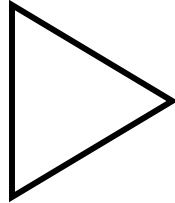
SEQUENZE LOGICHE

Seguendo il ragionamento logico, presente nella parte sinistra della scheda, trovare a destra la soluzione più idonea.




SEQUENZE LOGICHE

Seguendo il ragionamento logico, presente nella parte sinistra della scheda, trovare a destra la soluzione più idonea.



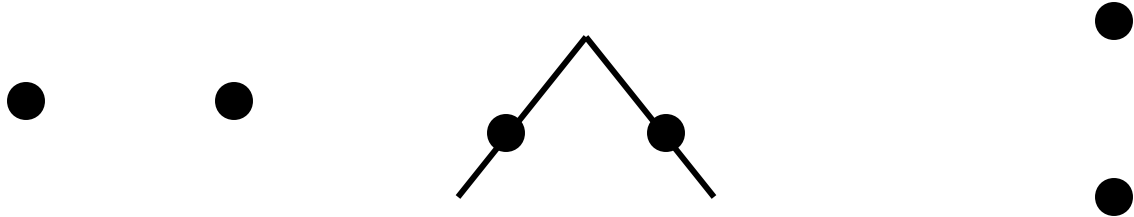
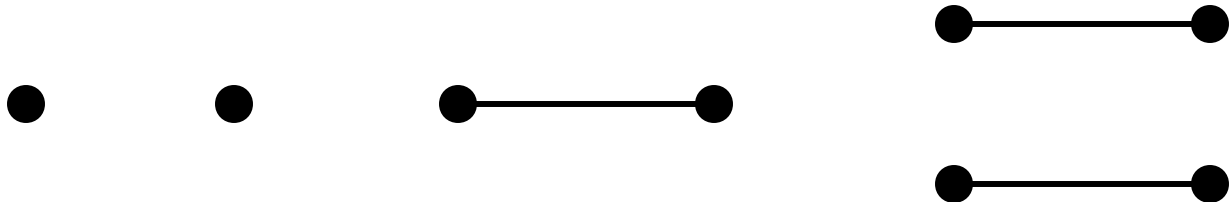
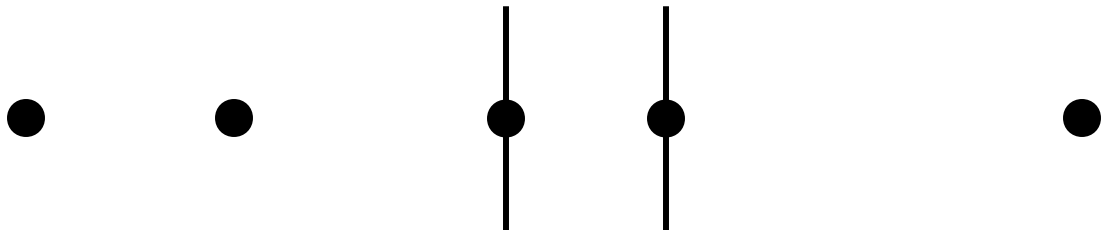
SEQUENZE LOGICHE

Seguendo il ragionamento logico, presente nella parte sinistra della scheda, disegnare su un foglio a parte la soluzione più idonea.








SEQUENZE LOGICHE

Seguendo il ragionamento logico, presente nella parte sinistra della scheda, disegnare su un foglio a parte la soluzione più idonea.



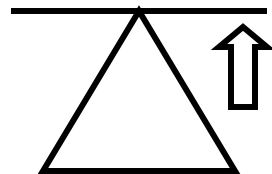
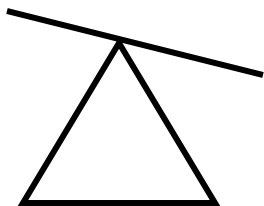
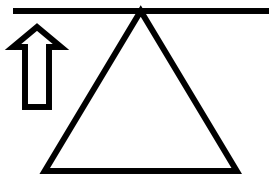
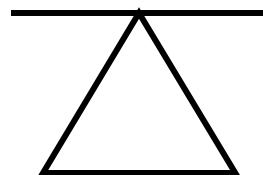
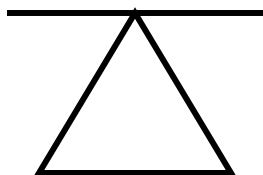
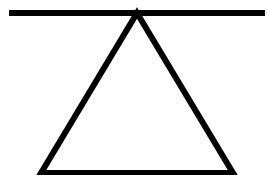
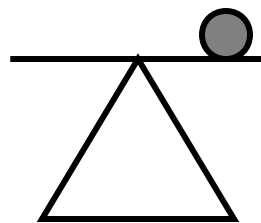
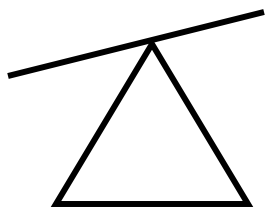
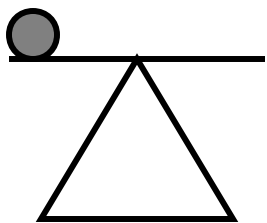
SEQUENZE LOGICHE

Seguendo il ragionamento logico, presente nella parte sinistra della scheda, disegnare su un foglio a parte la soluzione più idonea.



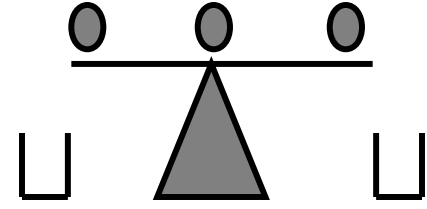
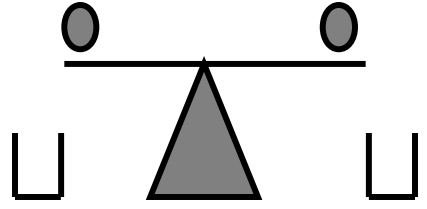
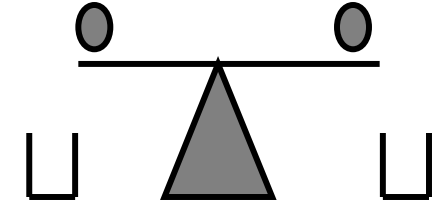
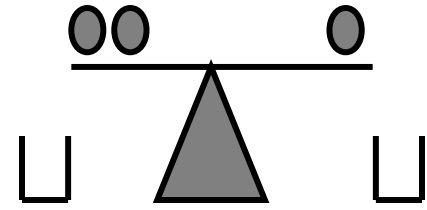
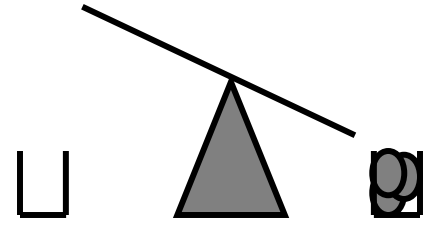
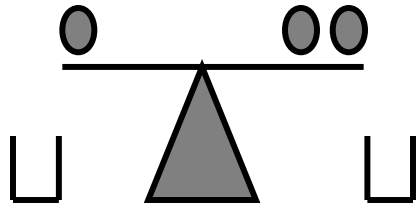
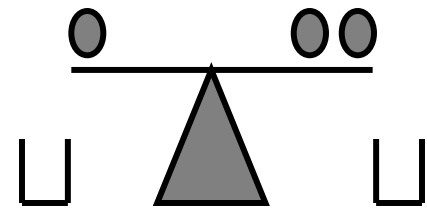
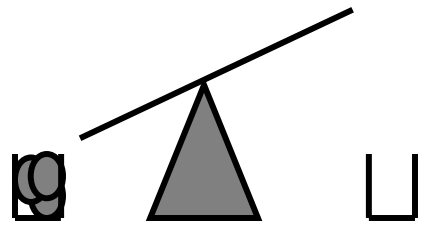
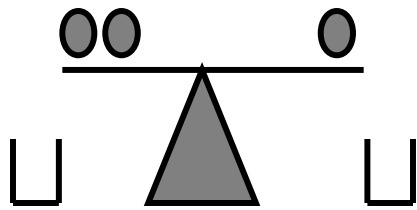
SEQUENZE LOGICHE

Seguendo il ragionamento logico, presente nella parte sinistra della scheda, disegnare su un foglio a parte la soluzione più idonea.



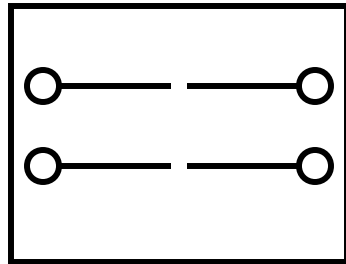
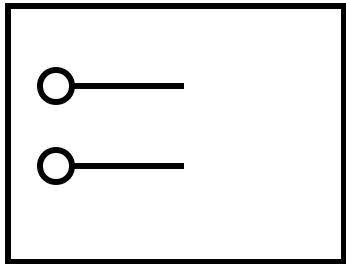
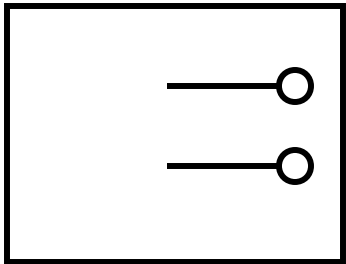
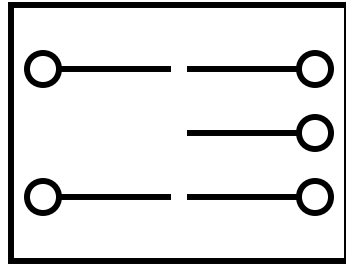
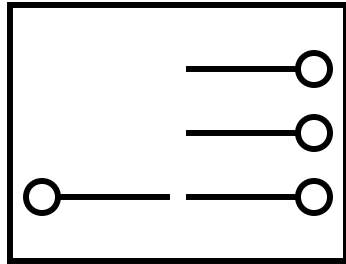
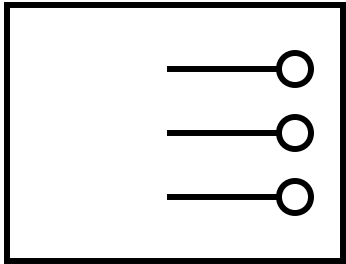
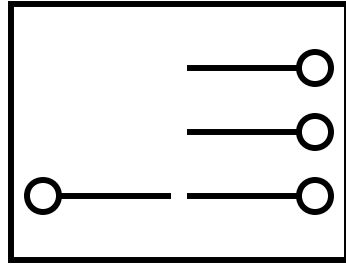
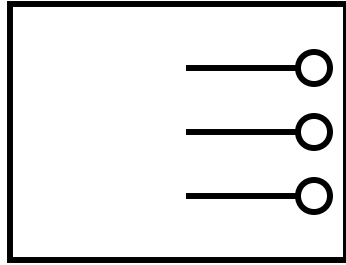
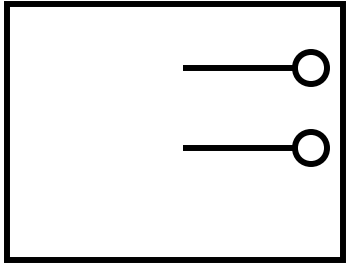
SEQUENZE LOGICHE

Seguendo il ragionamento logico, presente nella parte sinistra della scheda, disegnare su un foglio a parte la soluzione più idonea.




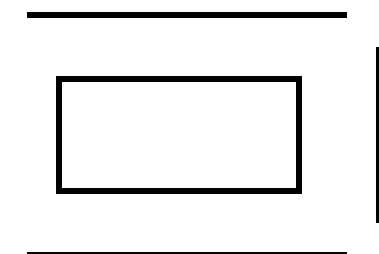
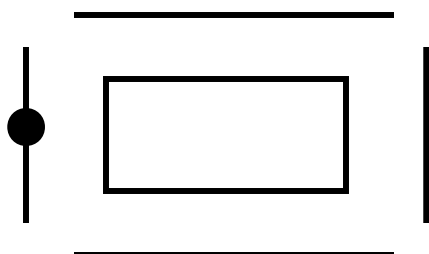
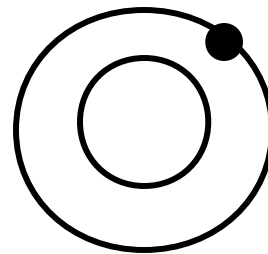
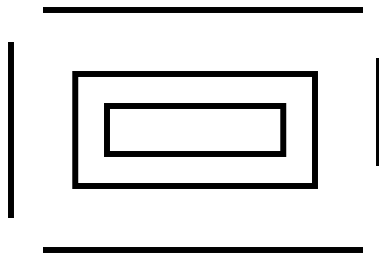
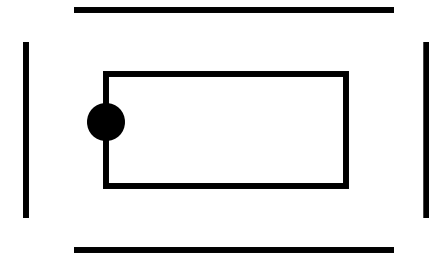

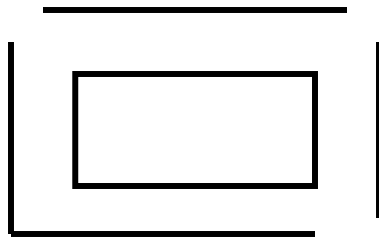
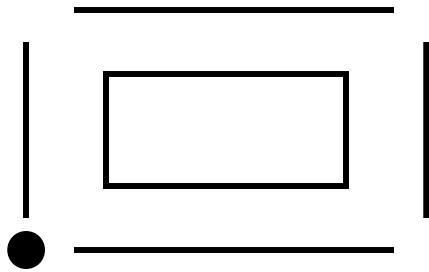
SEQUENZE LOGICHE

Seguendo il ragionamento logico, presente nella parte sinistra della scheda, disegnare su un foglio a parte la soluzione più idonea.




SEQUENZE LOGICHE

Seguendo il ragionamento logico, presente nella parte sinistra della scheda, disegnare su un foglio a parte la soluzione più idonea.



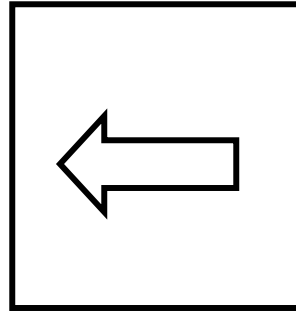
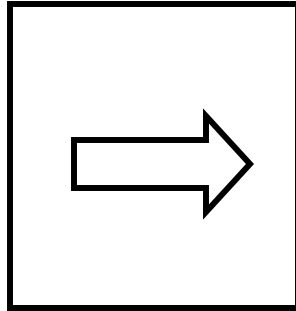


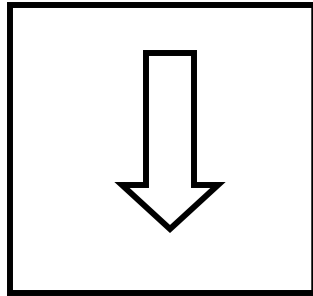
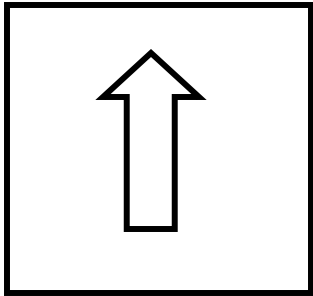
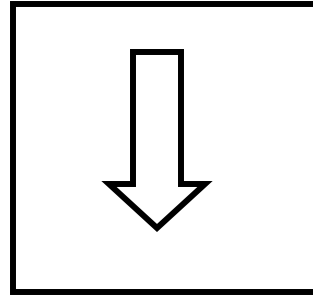
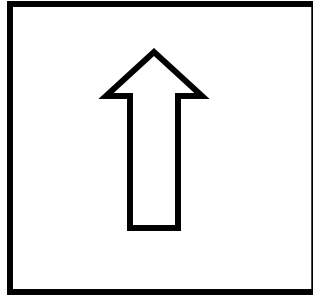
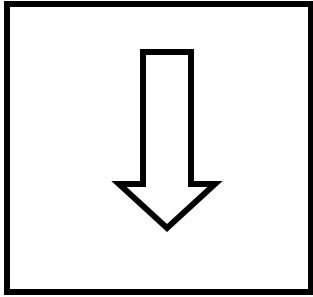
SEQUENZE LOGICHE

Seguendo il ragionamento logico, presente nella parte sinistra della scheda, disegnare su un foglio a parte la soluzione più idonea.



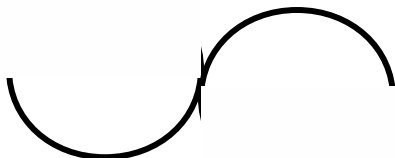

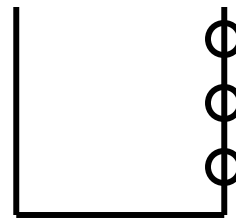
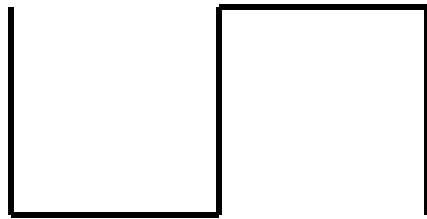
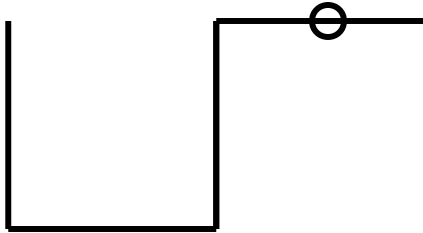
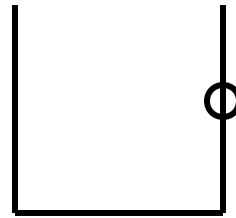

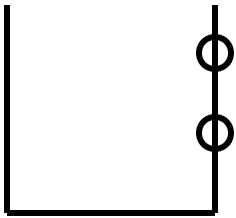
SEQUENZE LOGICHE

Seguendo il ragionamento logico, presente nella parte sinistra della scheda, disegnare su un foglio a parte la soluzione più idonea.












SEQUENZE LOGICHE

Seguendo il ragionamento logico, presente nella parte sinistra della scheda, disegnare su un foglio a parte la soluzione più idonea.



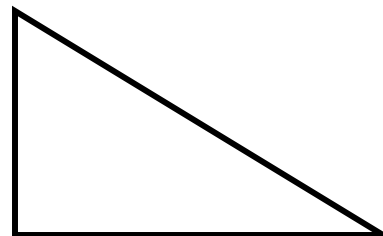
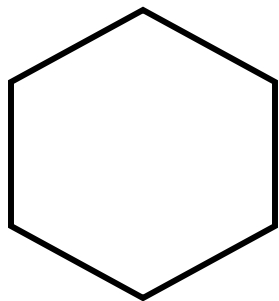
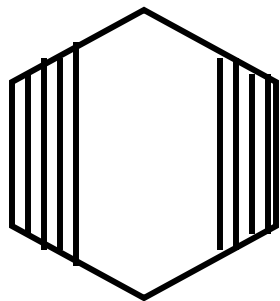
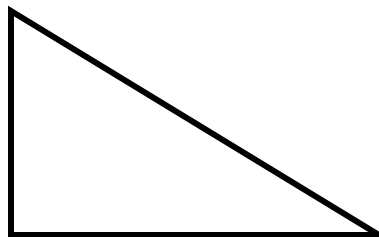
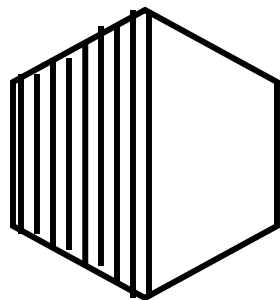
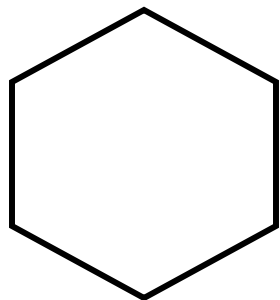
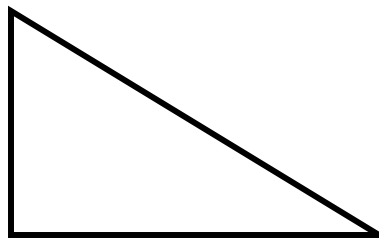
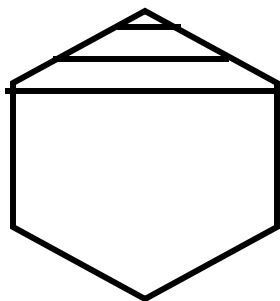
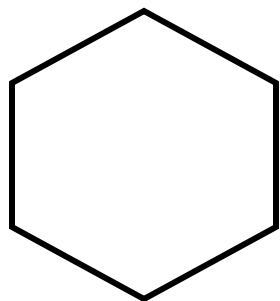
SEQUENZE LOGICHE

Seguendo il ragionamento logico, presente nella parte sinistra della scheda, disegnare su un foglio a parte la soluzione più idonea.



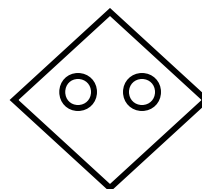

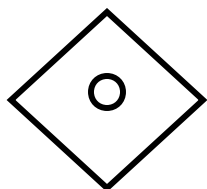
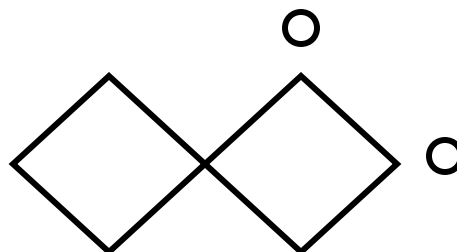
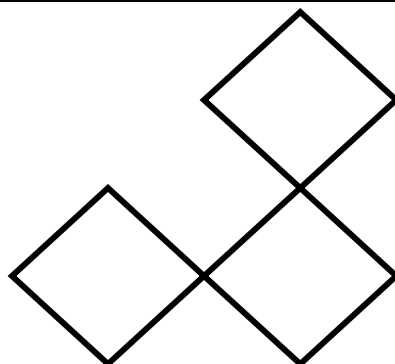
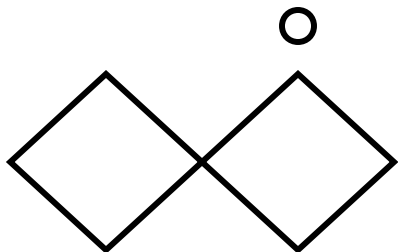
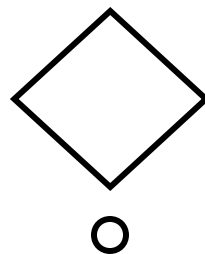

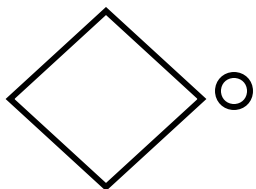
SEQUENZE LOGICHE

Seguendo il ragionamento logico, presente nella parte sinistra della scheda, disegnare su un foglio a parte la soluzione più idonea.



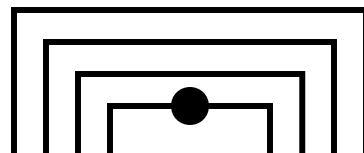
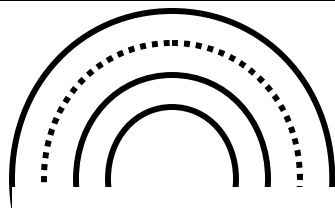
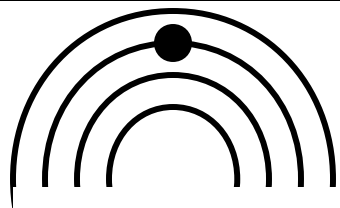
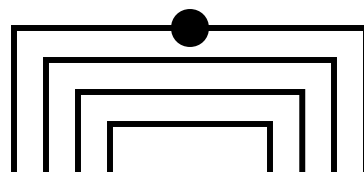
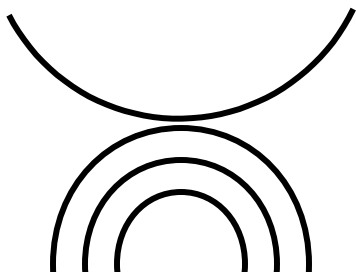
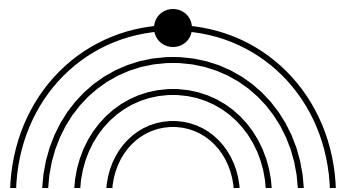
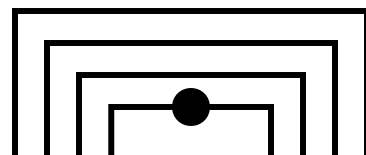
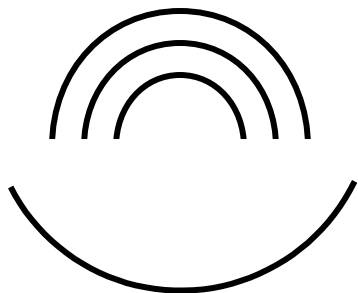
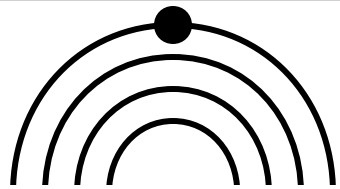
SEQUENZE LOGICHE

Seguendo il ragionamento logico, presente nella parte sinistra della scheda, disegnare su un foglio a parte la soluzione più idonea.



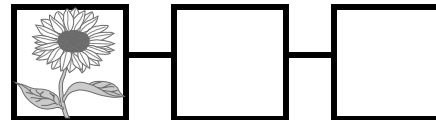
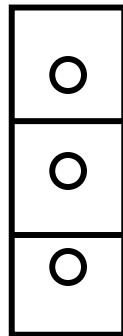
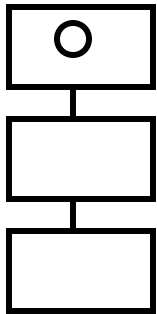
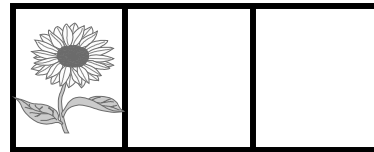
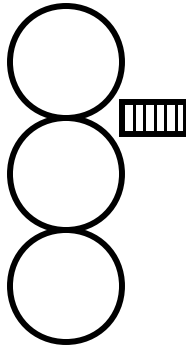


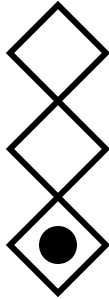
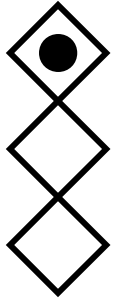
SEQUENZE LOGICHE

Seguendo il ragionamento logico, presente nella parte sinistra della scheda, disegnare su un foglio a parte la soluzione più idonea.





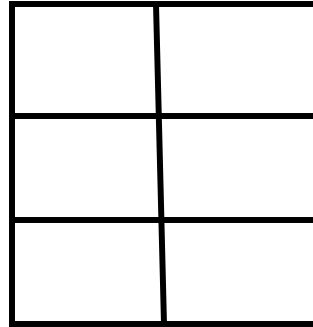




SEQUENZE LOGICHE

Seguendo il ragionamento logico, presente nella parte sinistra della scheda, disegnare su un foglio a parte la soluzione più idonea.



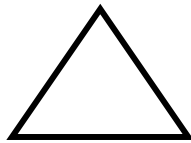
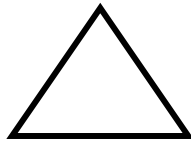






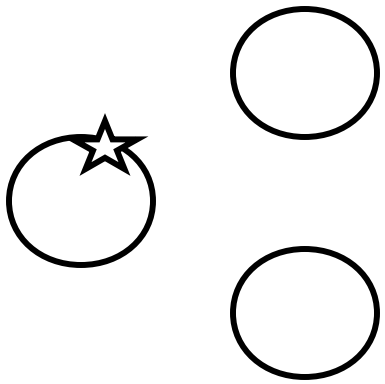
SEQUENZE LOGICHE

Seguendo il ragionamento logico, presente nella parte sinistra della scheda, disegnare su un foglio a parte la soluzione più idonea.



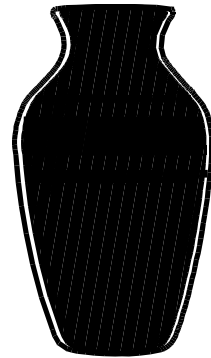
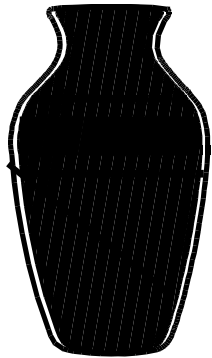


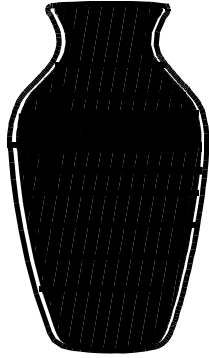


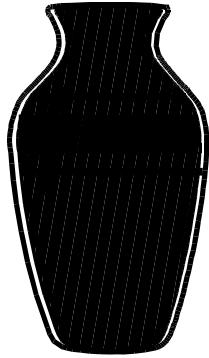

SEQUENZE LOGICHE

Seguendo il ragionamento logico, presente nella parte sinistra della scheda, disegnare su un foglio a parte la soluzione più idonea.















SEQUENZE LOGICHE

Seguendo il ragionamento logico, presente nella parte sinistra della scheda, disegnare su un foglio a parte la soluzione più idonea.



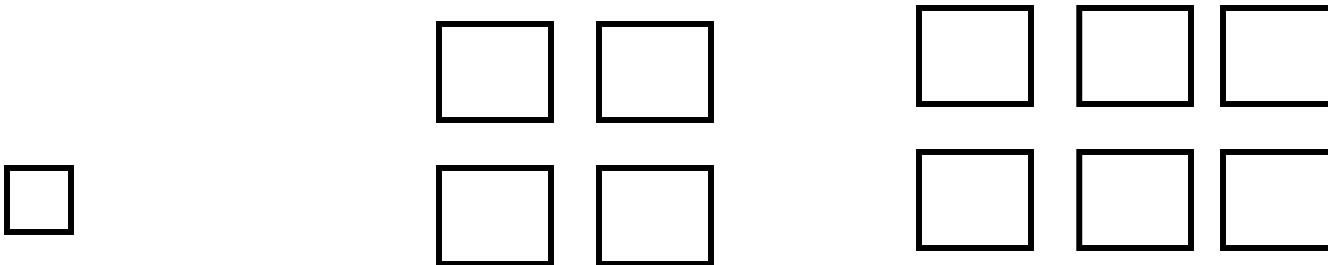
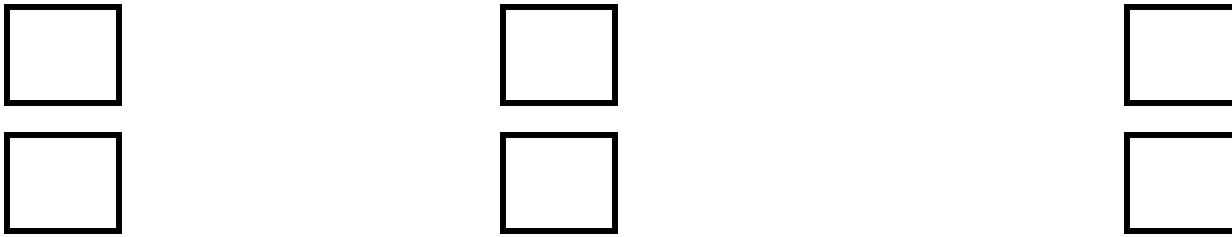
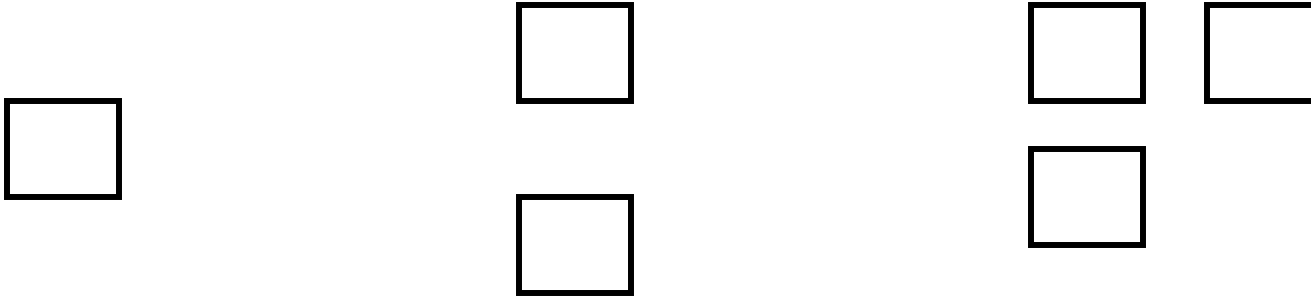
SEQUENZE LOGICHE

Seguendo il ragionamento logico, presente nella parte sinistra della scheda, disegnare su un foglio a parte la soluzione più idonea.







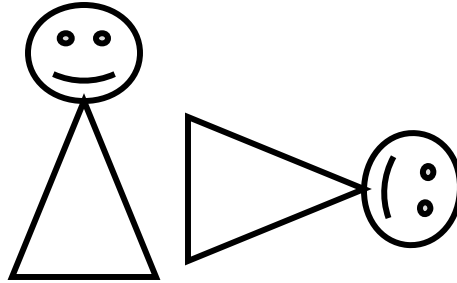




SEQUENZE LOGICHE

Seguendo il ragionamento logico, presente nella parte sinistra della scheda, disegnare su un foglio a parte la soluzione più idonea.



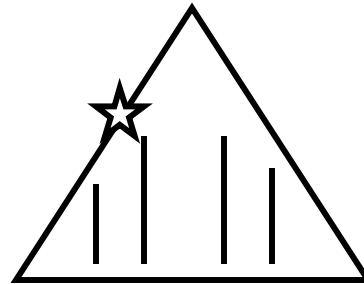
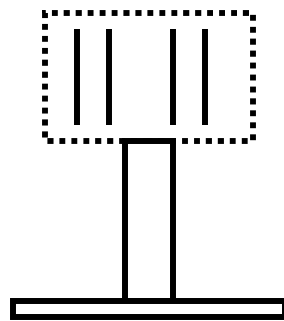


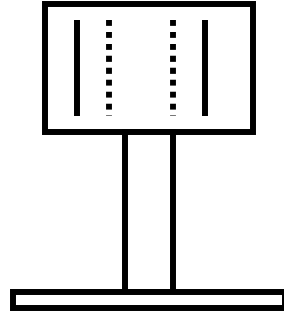
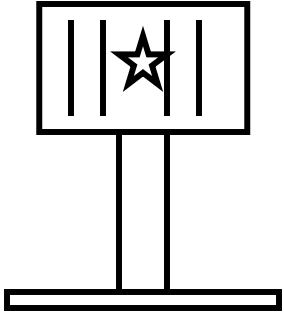
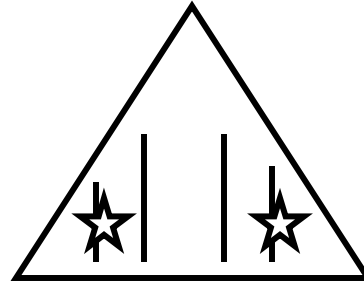
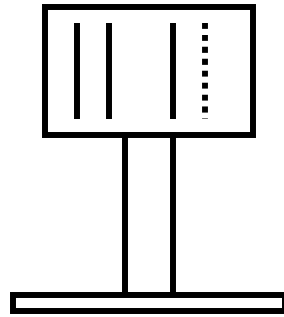
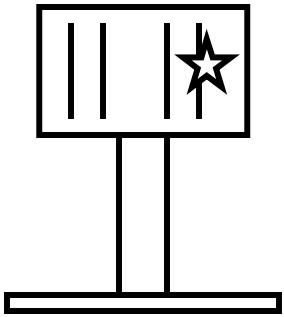
SEQUENZE LOGICHE

Seguendo il ragionamento logico, presente nella parte sinistra della scheda, disegnare su un foglio a parte la soluzione più idonea.



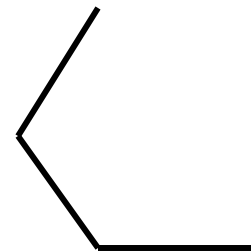
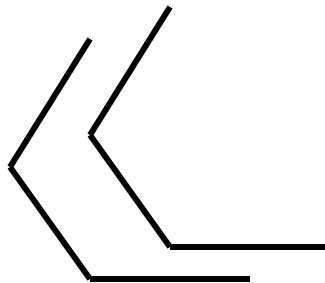
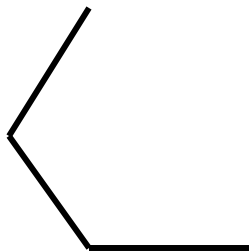
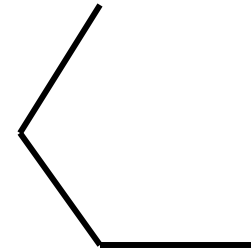
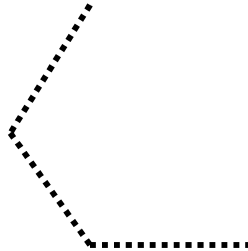
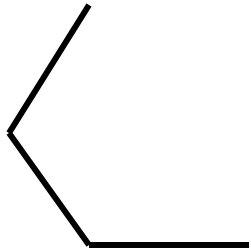
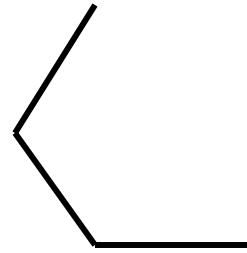

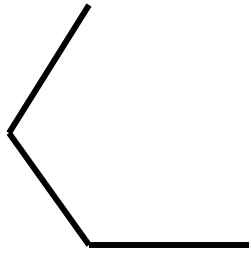
SEQUENZE LOGICHE

Seguendo il ragionamento logico, presente nella parte sinistra della scheda, disegnare su un foglio a parte la soluzione più idonea.



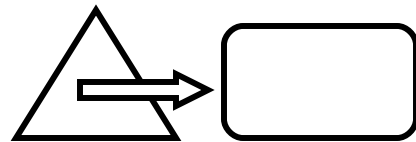
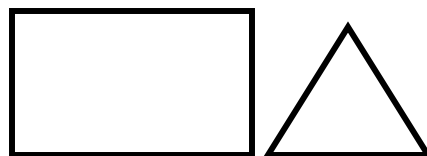
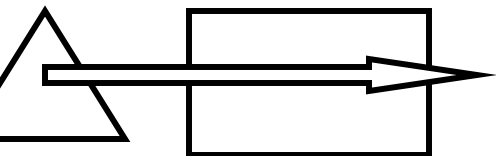
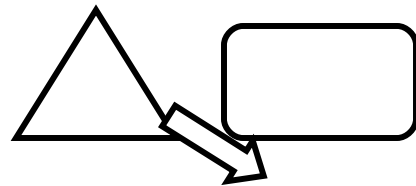
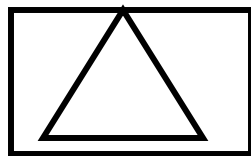
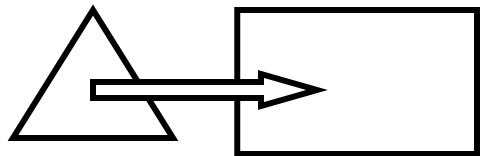
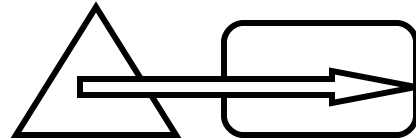
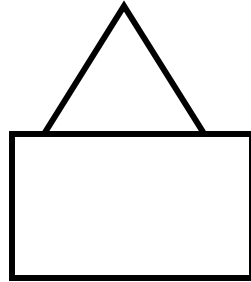
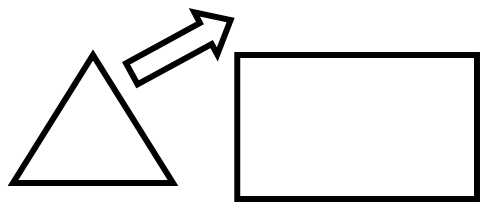
SEQUENZE LOGICHE

Seguendo il ragionamento logico, presente nella parte sinistra della scheda, disegnare su un foglio a parte la soluzione più idonea.





SEQUENZE LOGICHE

Seguendo il ragionamento logico, presente nella parte sinistra della scheda, disegnare su un foglio a parte la soluzione più idonea.



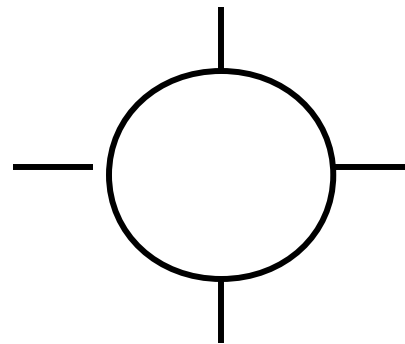

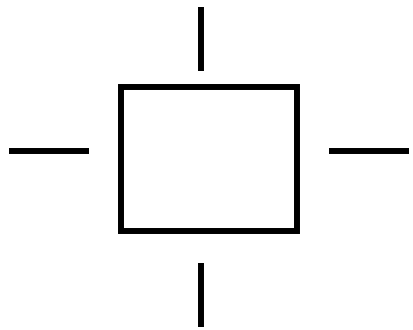
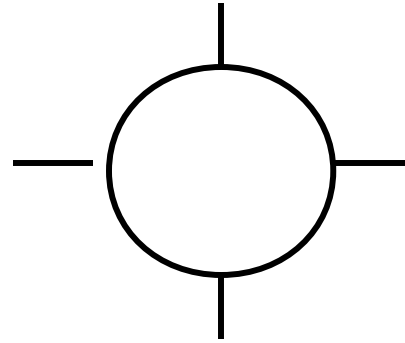
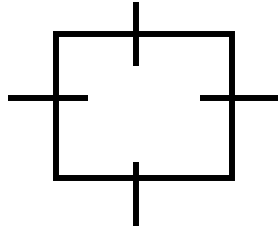
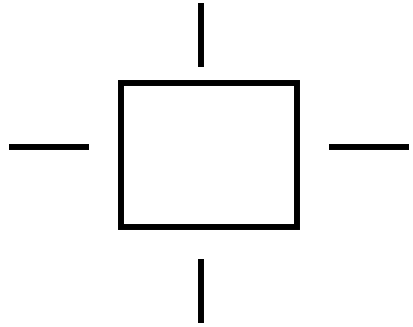
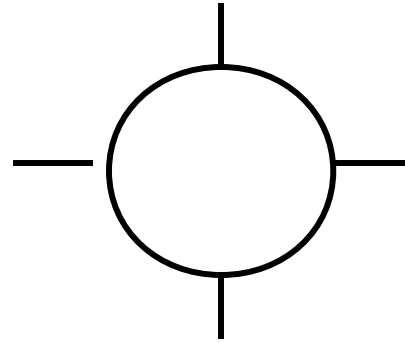
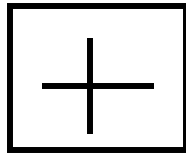
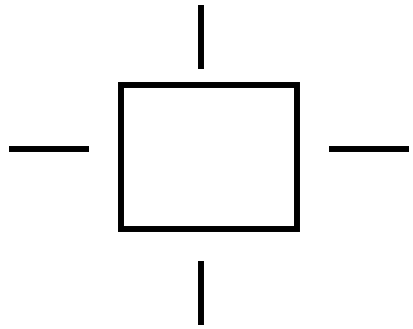
SEQUENZE LOGICHE

Seguendo il ragionamento logico, presente nella parte sinistra della scheda, disegnare su un foglio a parte la soluzione più idonea.



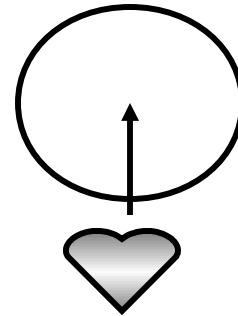


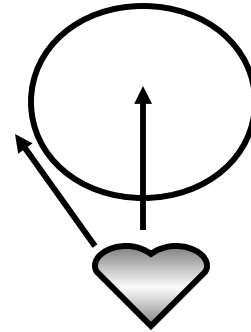




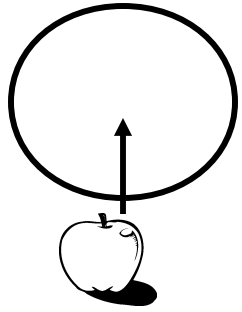
SEQUENZE LOGICHE

Seguendo il ragionamento logico, presente nella parte sinistra della scheda, disegnare su un foglio a parte la soluzione più idonea.





SEQUENZE LOGICHE

Seguendo il ragionamento logico, presente nella parte sinistra della scheda, disegnare su un foglio a parte la soluzione più idonea.



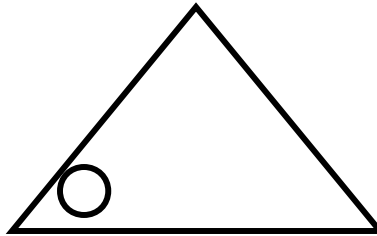
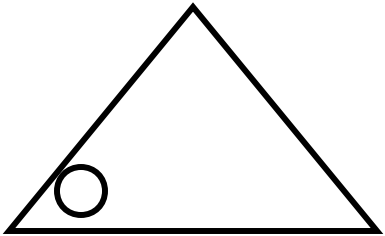



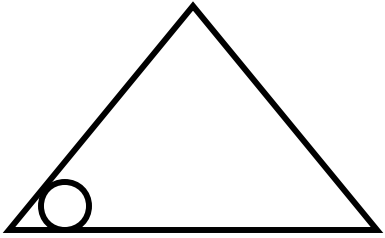
SEQUENZE LOGICHE

Seguendo il ragionamento logico, presente nella parte sinistra della scheda, disegnare su un foglio a parte la soluzione più idonea.






SEQUENZE LOGICHE

Seguendo il ragionamento logico, presente nella parte sinistra della scheda, disegnare su un foglio a parte la soluzione più idonea.



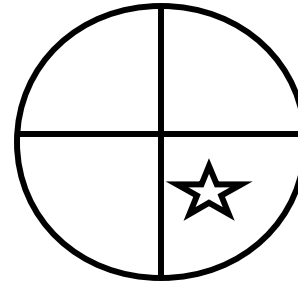
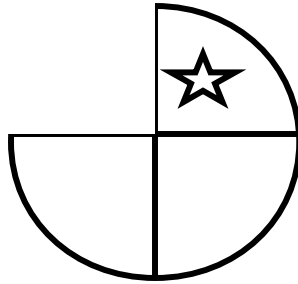

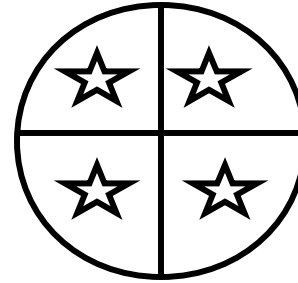


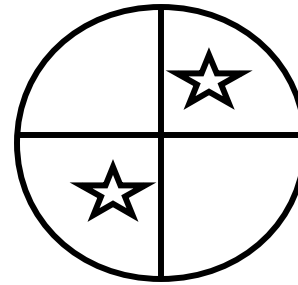
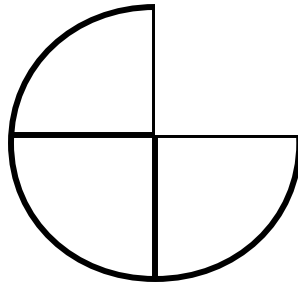

SEQUENZE LOGICHE

Seguendo il ragionamento logico, presente nella parte sinistra della scheda, disegnare su un foglio a parte la soluzione più idonea.





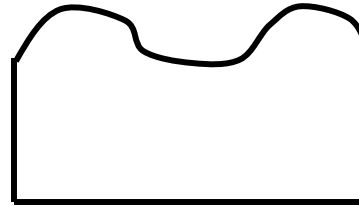
SEQUENZE LOGICHE

Seguendo il ragionamento logico, presente nella parte sinistra della scheda, disegnare su un foglio a parte la soluzione più idonea.






SEQUENZE LOGICHE

Seguendo il ragionamento logico, presente nella parte sinistra della scheda, disegnare su un foglio a parte la soluzione più idonea.




SEQUENZE LOGICHE

Seguendo il ragionamento logico, presente nella parte sinistra della scheda, disegnare su un foglio a parte la soluzione più idonea.



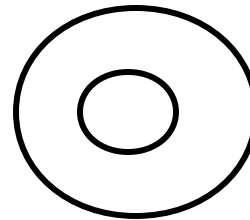
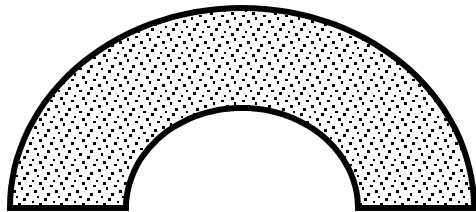
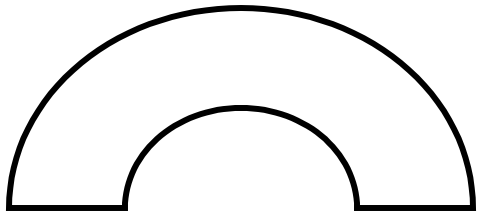
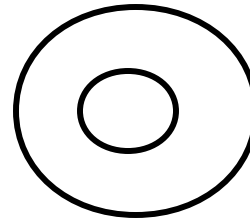

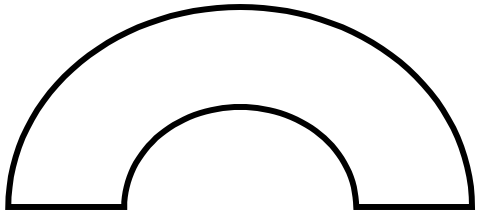
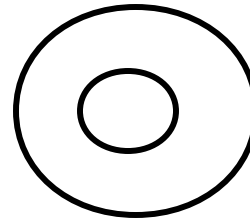
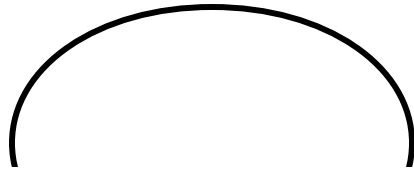
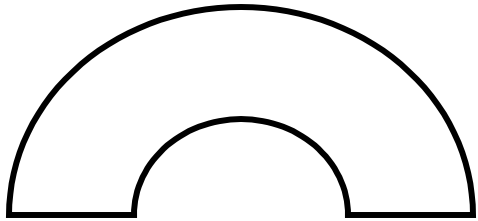
SEQUENZE LOGICHE

Seguendo il ragionamento logico, presente nella parte sinistra della scheda, disegnare su un foglio a parte la soluzione più idonea.



SEQUENZE LOGICHE

Seguendo il ragionamento logico, presente nella parte sinistra della scheda, disegnare su un foglio a parte la soluzione più idonea.







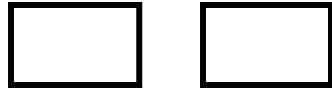
SEQUENZE LOGICHE

Seguendo il ragionamento logico, presente nella parte sinistra della scheda, disegnare su un foglio a parte la soluzione più idonea.




SEQUENZE LOGICHE

Seguendo il ragionamento logico, presente nella parte sinistra della scheda, disegnare su un foglio a parte la soluzione più idonea.



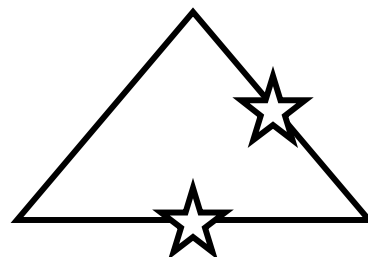


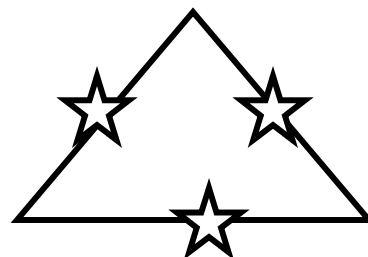
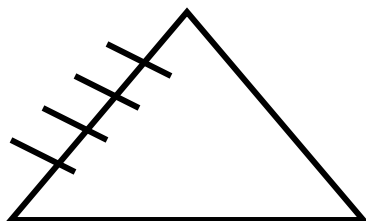


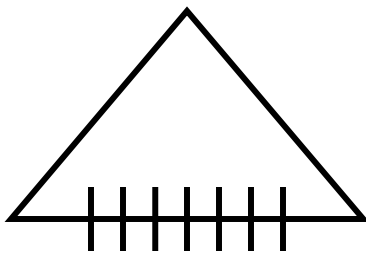

SEQUENZE LOGICHE

Seguendo il ragionamento logico, presente nella parte sinistra della scheda, disegnare su un foglio a parte la soluzione più idonea.




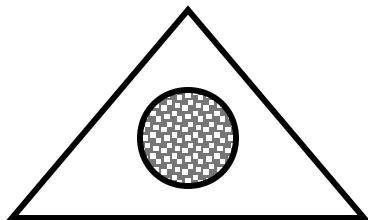


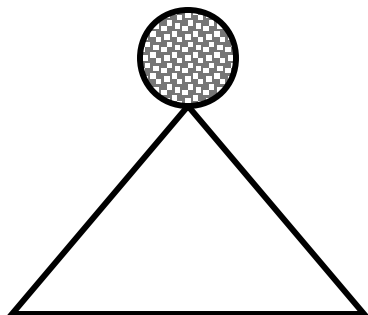
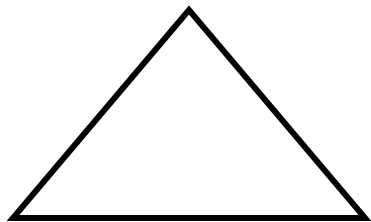

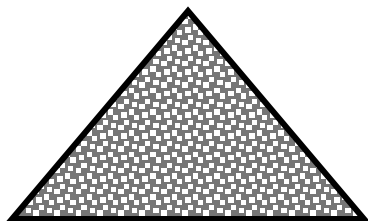

SEQUENZE LOGICHE

Seguendo il ragionamento logico, presente nella parte sinistra della scheda, disegnare su un foglio a parte la soluzione più idonea.




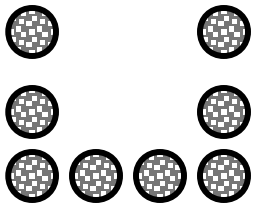
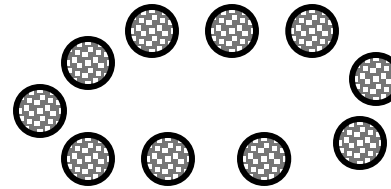
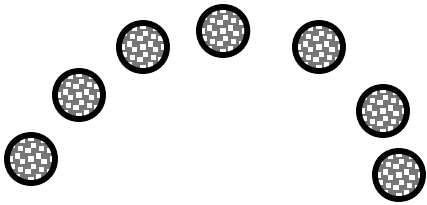

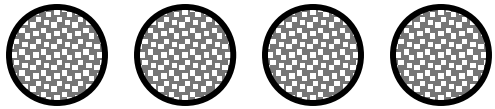
SEQUENZE LOGICHE

Seguendo il ragionamento logico, presente nella parte sinistra della scheda, disegnare su un foglio a parte la soluzione più idonea.









SEQUENZE LOGICHE

Seguendo il ragionamento logico, presente nella parte sinistra della scheda, disegnare su un foglio a parte la soluzione più idonea.



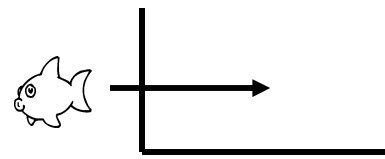


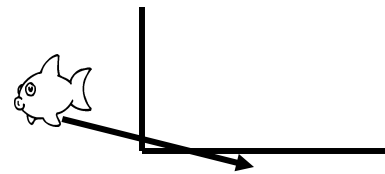


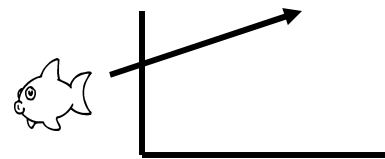


SEQUENZE LOGICHE

Seguendo il ragionamento logico, presente nella parte sinistra della scheda, disegnare su un foglio a parte la soluzione più idonea.



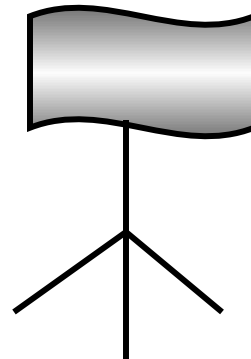

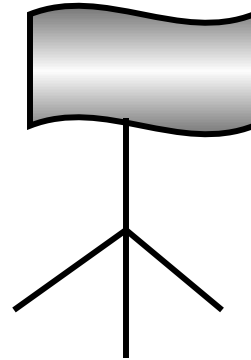
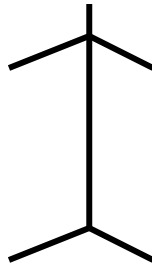

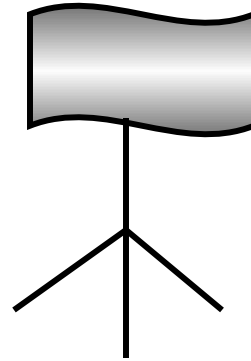

SEQUENZE LOGICHE

Seguendo il ragionamento logico, presente nella parte sinistra della scheda, disegnare su un foglio a parte la soluzione più idonea.



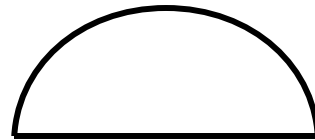
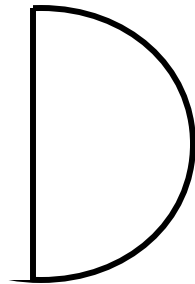
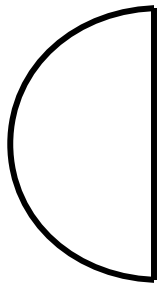
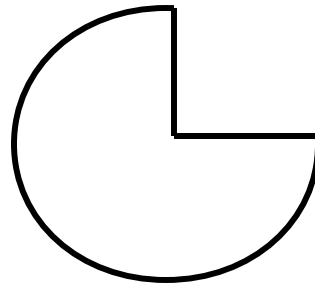

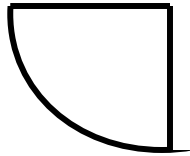

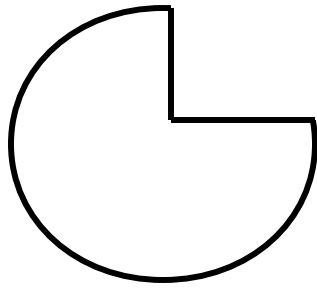

SEQUENZE LOGICHE

Seguendo il ragionamento logico, presente nella parte sinistra della scheda, disegnare su un foglio a parte la soluzione più idonea.






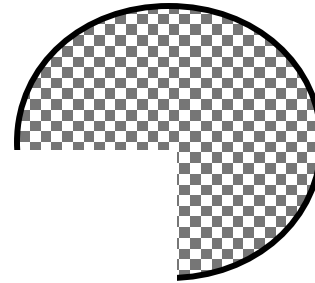

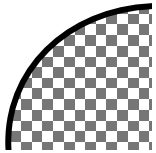
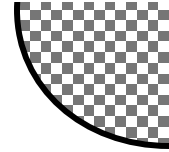

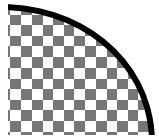
SEQUENZE LOGICHE

Seguendo il ragionamento logico, presente nella parte sinistra della scheda, disegnare su un foglio a parte la soluzione più idonea.



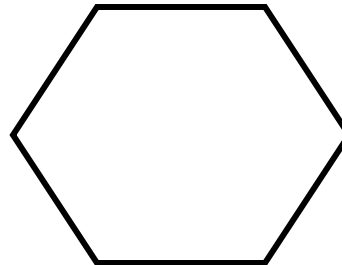
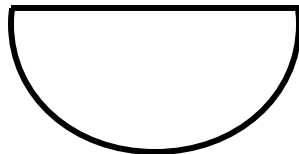

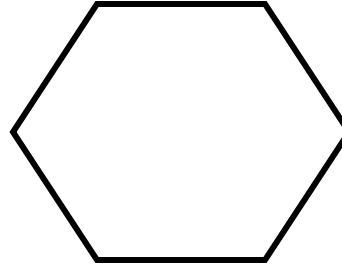


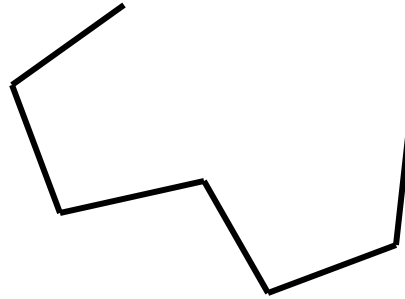


SEQUENZE LOGICHE

Seguendo il ragionamento logico, presente nella parte sinistra della scheda, disegnare su un foglio a parte la soluzione più idonea.



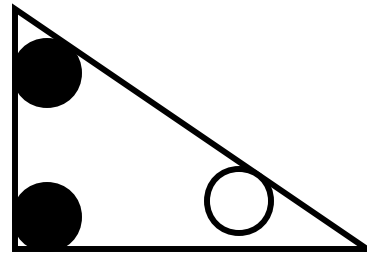
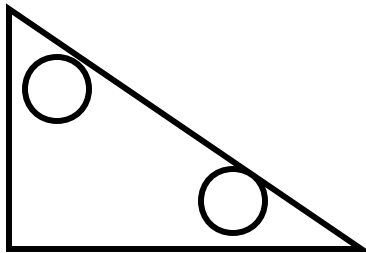
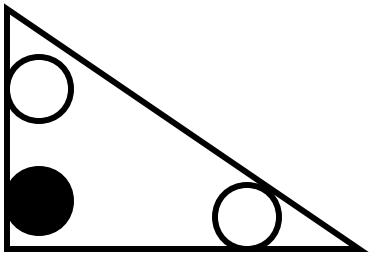
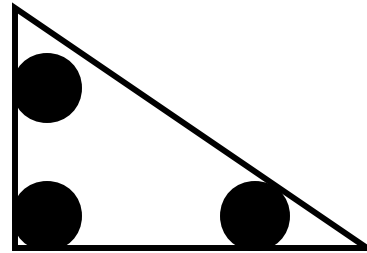
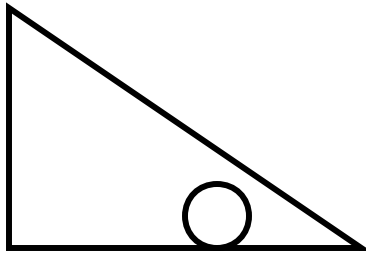
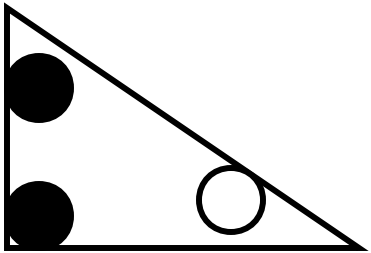
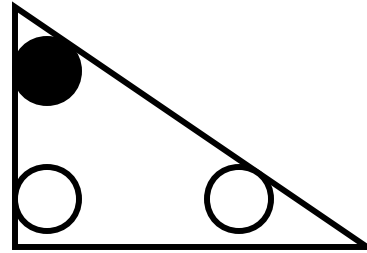
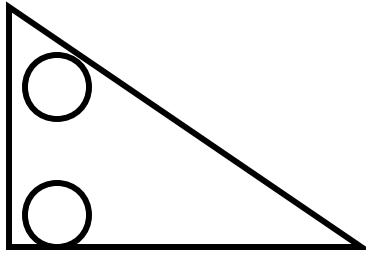
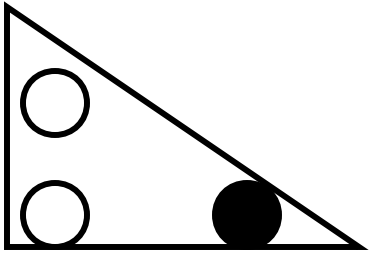
SEQUENZE LOGICHE

Seguendo il ragionamento logico, presente nella parte sinistra della scheda, disegnare su un foglio a parte la soluzione più idonea.



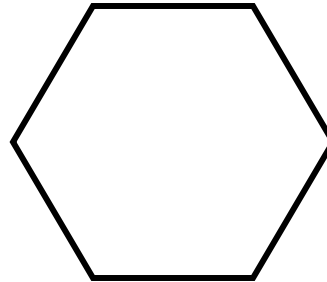

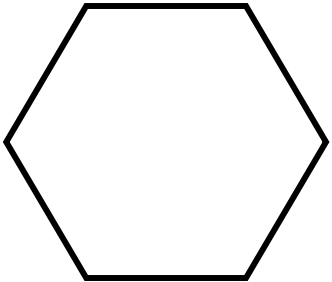

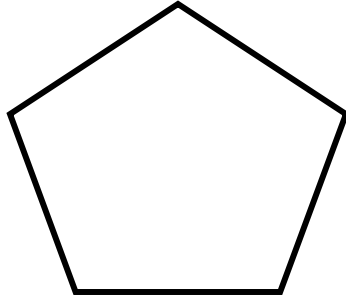
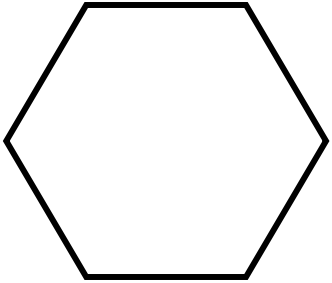
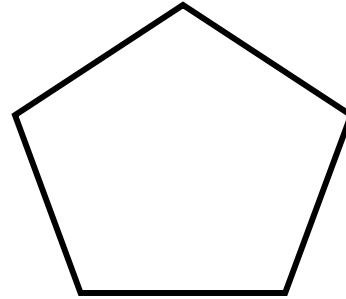
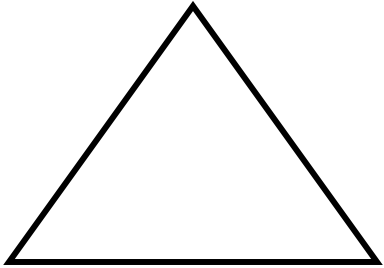
SEQUENZE LOGICHE

Seguendo il ragionamento logico, presente nella parte sinistra della scheda, disegnare su un foglio a parte la soluzione più idonea.




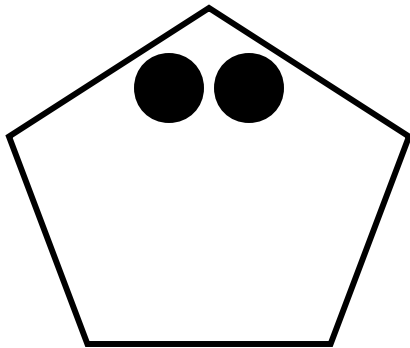

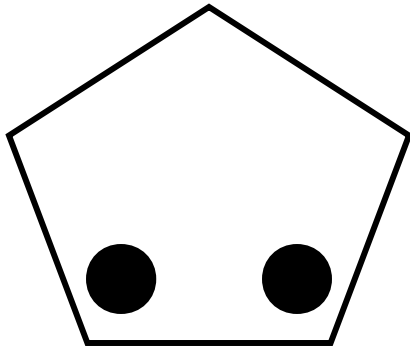

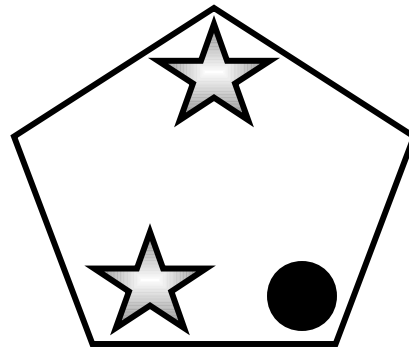
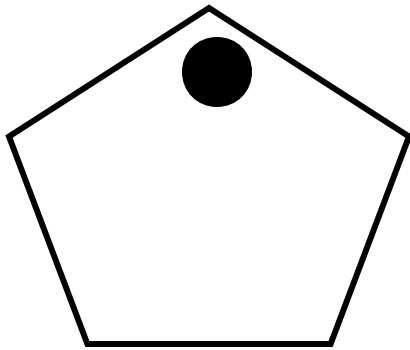

SEQUENZE LOGICHE

Seguendo il ragionamento logico, presente nella parte sinistra della scheda, disegnare su un foglio a parte la soluzione più idonea.





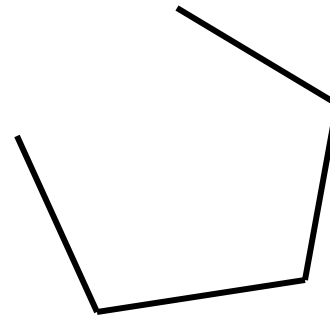





SEQUENZE LOGICHE

Seguendo il ragionamento logico, presente nella parte sinistra della scheda, disegnare su un foglio a parte la soluzione più idonea.



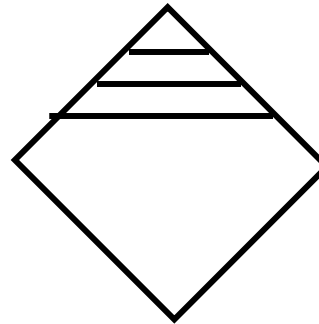

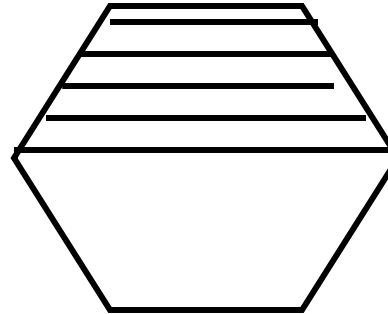
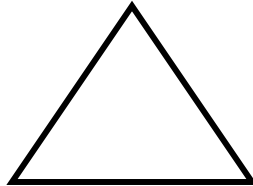
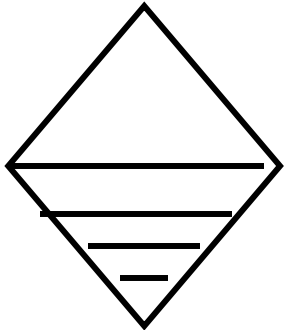
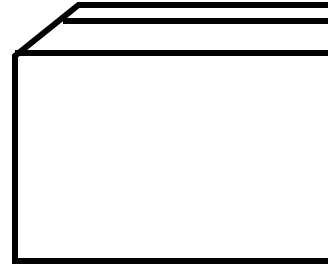
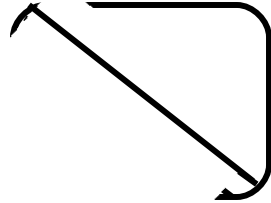
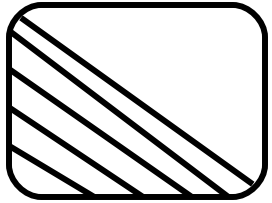
SEQUENZE LOGICHE

Seguendo il ragionamento logico, presente nella parte sinistra della scheda, disegnare su un foglio a parte la soluzione più idonea.



SEQUENZE LOGICHE

Seguendo il ragionamento logico, presente nella parte sinistra della scheda, disegnare su un foglio a parte la soluzione più idonea.



SEQUENZE LOGICHE

Seguendo il ragionamento logico, presente nella parte sinistra della scheda, disegnare su un foglio a parte la soluzione più idonea.

“ VOGLIA DI CRESCERE ”

PROGRAMMA BASE PER LO SVILUPPO LOGICO E COGNITIVO

I LABIRINTI

I LABIRINTI

Era nota fin dall'antichità la necessità di dover attivare importanti meccanismi intellettivi per muoversi bene e risolvere i mille problemi posti da un labirinto. Solo l'eroe furbo e intelligente riusciva a uscire da un labirinto, lo stupido no.

La presenza di queste prove d'intelligenza nei maggiori test conferma l'importanza che gli studiosi hanno sempre dato a questa attività.

Per muoversi correttamente in esso, camminando al centro della stradina, percorrendo la via più breve, bisogna avere infatti l'immagine d'insieme degli spazi, dei percorsi e delle varie possibilità; quindi bisogna saper provare e trovare mentalmente e rapidamente la soluzione migliore.

UTILIZZAZIONE

E' bene effettuare il percorso dapprima con il dito al fine di sviluppare non solo l'orientamento nello spazio, ma anche la coordinazione occhio-mano e il pragmatismo.

La scheda risulta non superata se il ragazzo attraversa qualche linea : "I muri che non si possono superare " o se non sa scegliere la strada più breve.

Prima di far iniziare il percorso con il dito, è utile invitare il ragazzo a farlo mentalmente, in modo tale da stimolare al massimo la concettualizzazione del problema. Per ottenere ciò basta invitarlo a percorrere il labirinto "con gli occhi", pensando alla strada più breve.

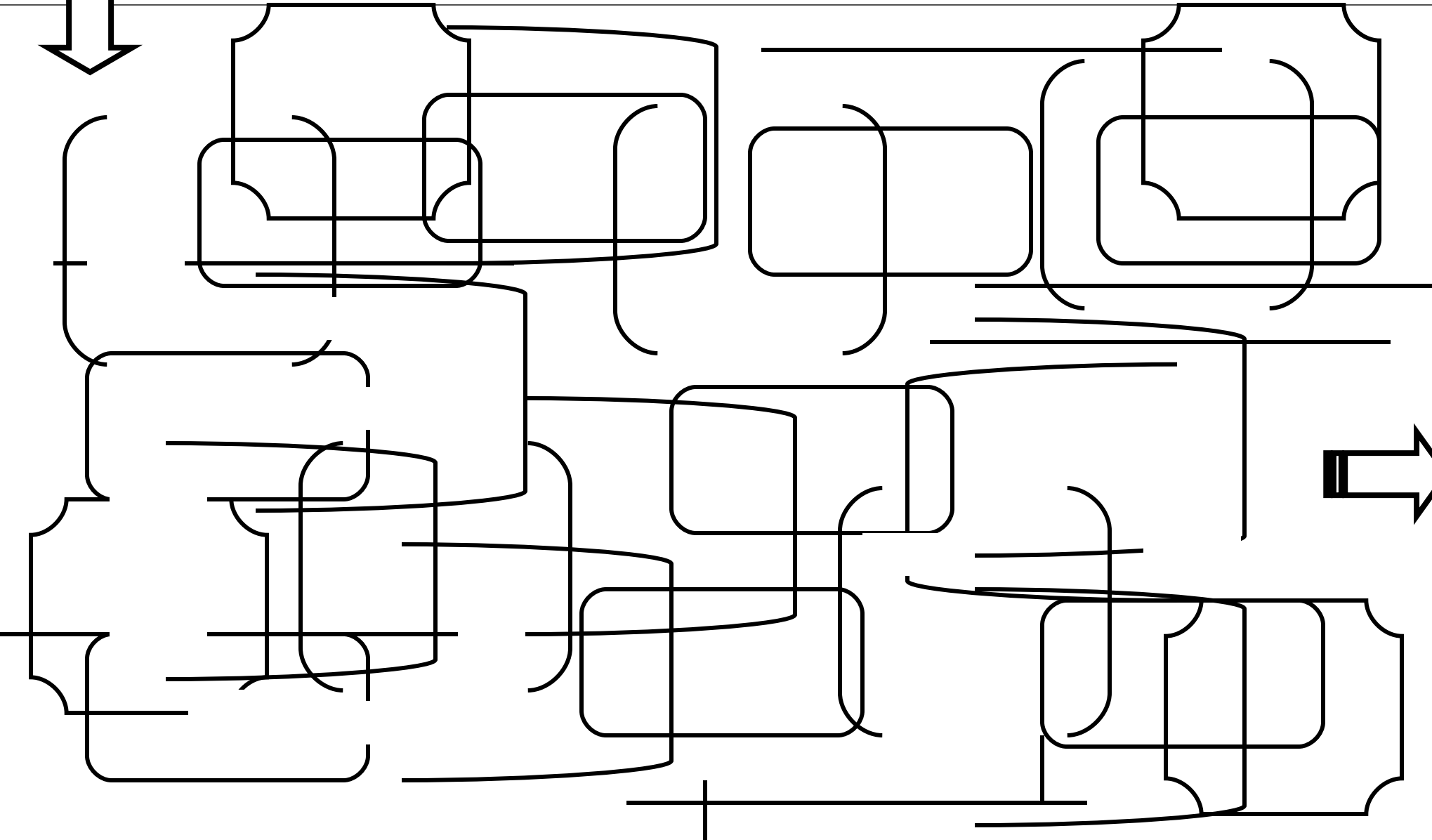
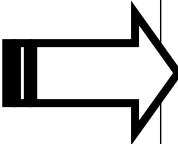
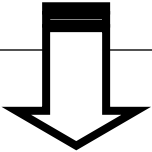
VERBALIZZAZIONE

La verbalizzazione di un labirinto è più complessa, rispetto alla possibilità di effettuarlo senza di questa. La si aiuterà pertanto descrivendo noi la strada che il bambino sta' seguendo.

Poiché i concetti spaziali richiedono capacità ideative e verbali non indifferenti, tale verbalizzazione può essere attuata anche in un momento successivo, quando il bambino avrà acquisito una maggiore maturità verbale.


ETA' MENTALE DI RIFERIMENTO

Nove anni.



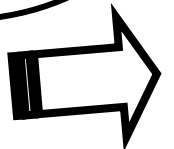


I LABIRINTI

Effettua il percorso percorrendo la strada più breve



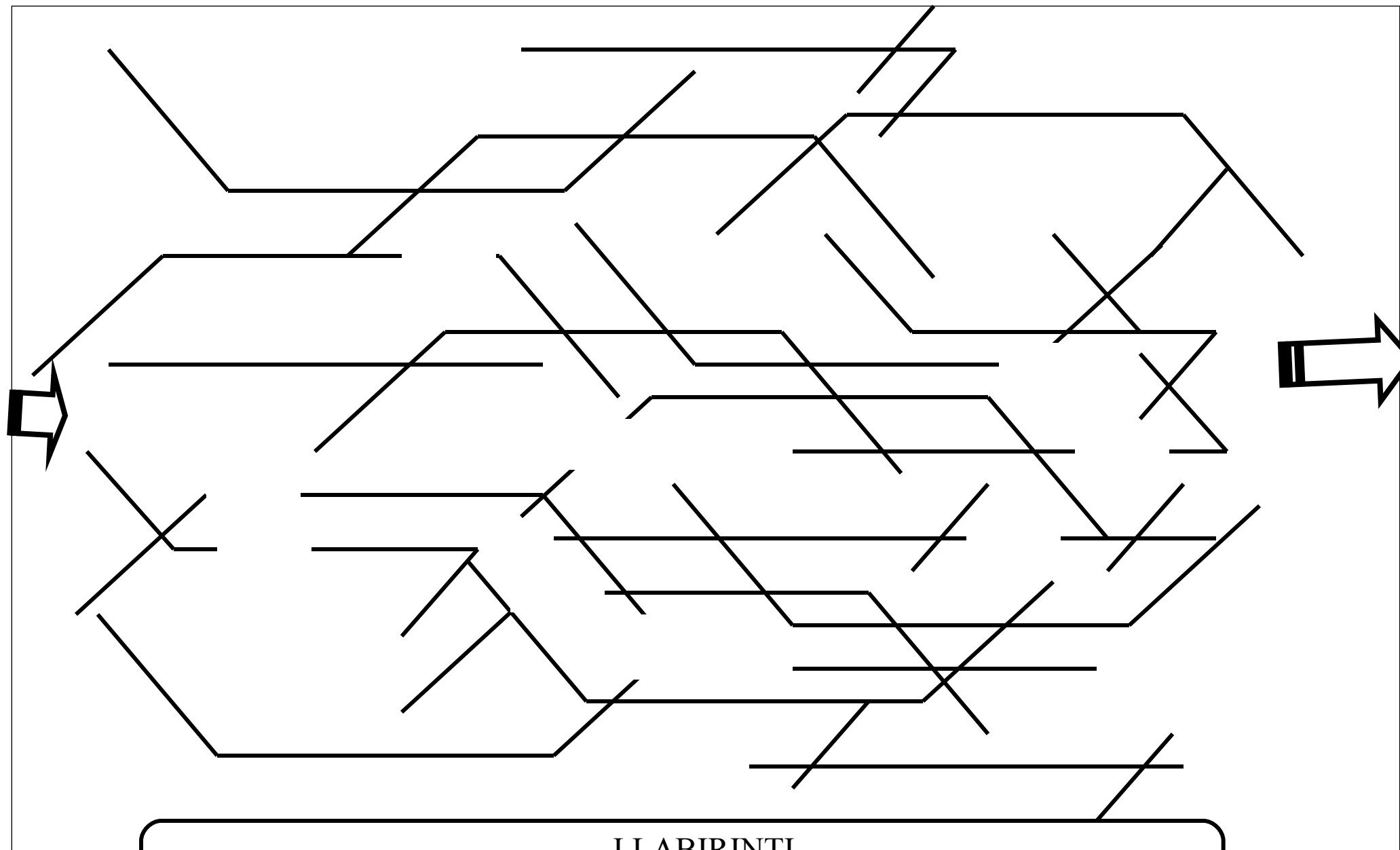
I LABIRINTI

Effettua il percorso percorrendo la strada più breve



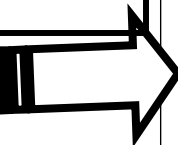
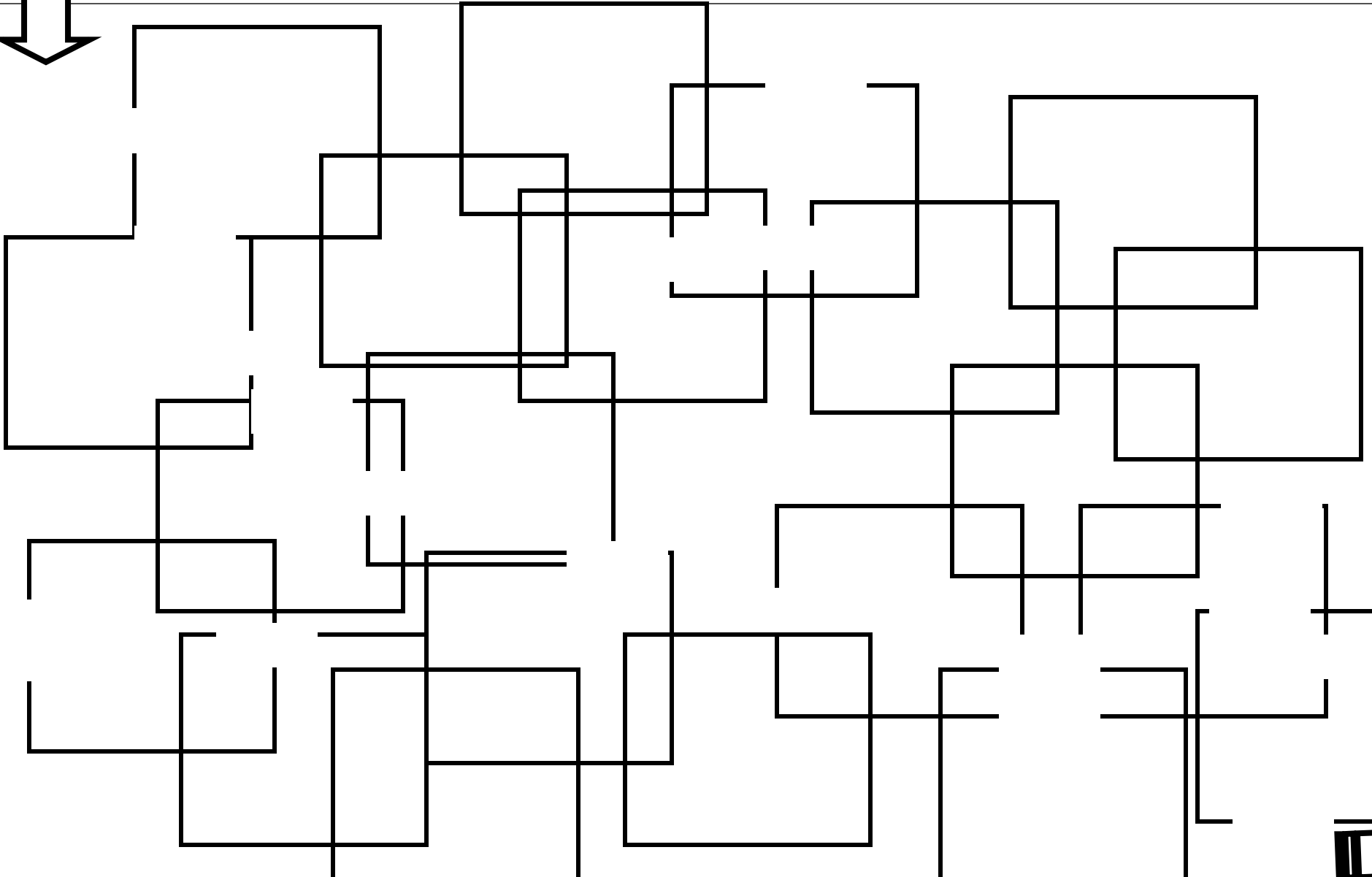
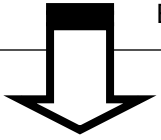
I LABIRINTI

Effettua il percorso percorrendo la strada più breve




I LABIRINTI

Effettua il percorso percorrendo la strada più breve



I LABIRINTI

Effettua il percorso percorrendo la strada più breve



I LABIRINTI

Effettua il percorso percorrendo la strada più breve

“ VOGLIA DI CRESCERE ”

PROGRAMMA BASE PER LO SVILUPPO LOGICO E COGNITIVO

SEQUENZE NUMERICHE

SEQUENZE NUMERICHE

Le sequenze numeriche che presentiamo hanno lo scopo di sviluppare nel ragazzo le capacità logiche, di astrazione, di intuizione oltre che di calcolo, ad un livello il più alto possibile. Mediante tali giochi numerici vengono proposti svariati tipi di attività matematiche come: numerare per uno, due, quattro cinque. Moltiplicare, dividere, addizionare e sottrarre. Tutte le sequenze sono a difficoltà crescente, pur tuttavia come tutte le attività proposte in questo decimo livello richiedono buone capacità nel calcolo e nell'astrazione.

UTILIZZAZIONE

Schede a scelta multipla incrociata

Ad ogni quesito, posto nella parte sinistra del foglio, bisogna trovare la soluzione scegliendola fra le quattro proposte nella parte destra. Dopo avere effettuato le scelte si possono controllare le soluzioni nella scheda successiva.

Schede a scelta libera

Queste ultime, sono uguali a quelle a scelta multipla incrociata, tranne che per la mancanza delle soluzioni che, in caso di dubbio, possono essere ricercate tra quelle precedenti.

ETA' MENTALE DI RIFERIMENTO

Nove anni.

| |
|---|
| 1 |
| 2 |

| |
|---|
| 2 |
| 4 |

| |
|---|
| 3 |
| 6 |

| |
|---|
| 4 |
| 8 |

| |
|----|
| 5 |
| 10 |

| |
|---|
| 6 |
| 4 |

| |
|---|
| 1 |
| 9 |

| |
|---|
| 2 |
| 8 |

| |
|---|
| 3 |
| 7 |

| |
|---|
| 4 |
| 6 |

| |
|---|
| 5 |
| 5 |

| |
|----|
| 11 |
| 10 |

| |
|----|
| 1 |
| 20 |

| |
|----|
| 3 |
| 18 |

| |
|----|
| 5 |
| 16 |

| |
|----|
| 7 |
| 14 |

| |
|----|
| 9 |
| 12 |

| |
|----|
| 6 |
| 12 |

| |
|---|
| 1 |
| 1 |

| |
|---|
| 2 |
| 2 |

| |
|---|
| 4 |
| 4 |

| |
|---|
| 5 |
| 5 |

| |
|---|
| 8 |
| 8 |

| |
|---|
| 9 |
| 9 |

SEQUENZE NUMERICHE

Seguendo il ragionamento logico, presente nella parte sinistra della scheda, trovare a destra la soluzione più idonea.

SOLUZIONE: 6/12

Nella parte superiore delle tessere del domino, i numeri procedono in ordine crescente di uno.

Nella parte inferiore procedono in ordine crescente di due.

SOLUZIONE: 6/4

I numeri della parte superiore della tessera vanno in ordine crescente di uno, quelli della parte inferiore in ordine decrescente di uno.

SOLUZIONE: 11/10

I numeri della parte superiore sono in ordine crescente di due.

Quelli della parte inferiore sono in ordine decrescente di due.

SOLUZIONE: 9/9

Le tessere prese a gruppi di due, sono formate da numeri successivi.

| |
|---|
| 1 |
| 1 |

| |
|---|
| 3 |
| 2 |

| |
|---|
| 1 |
| 1 |

| |
|---|
| 3 |
| 2 |

| |
|---|
| 1 |
| 1 |

| |
|---|
| 6 |
| 8 |

| |
|---|
| 1 |
| 1 |

| |
|---|
| 4 |
| 2 |

| |
|---|
| 6 |
| 8 |

| |
|---|
| 1 |
| 1 |

| |
|---|
| 4 |
| 2 |

| |
|---|
| 3 |
| 2 |

| |
|---|
| 1 |
| 1 |

| |
|---|
| 1 |
| 1 |

| |
|---|
| 2 |
| 2 |

| |
|---|
| 2 |
| 2 |

| |
|---|
| 3 |
| 3 |

| |
|---|
| 5 |
| 4 |

| |
|---|
| 1 |
| 2 |

| |
|---|
| 2 |
| 1 |

| |
|---|
| 3 |
| 4 |

| |
|---|
| 4 |
| 3 |

| |
|---|
| 4 |
| 5 |

| |
|---|
| 3 |
| 3 |

SEQUENZE NUMERICHE

Seguendo il ragionamento logico, presente nella parte sinistra della scheda, trovare a destra la soluzione più idonea.

SOLUZIONE: 3/2

Gli stessi numeri si alternano in ogni tessera.

SOLUZIONE: 6/8

Gli stessi numeri si alternano a gruppi di tre.

SOLUZIONE: 3/3

Sono presenti gli stessi numeri in ogni gruppo di due.

SOLUZIONE: 5/4

In ogni gruppo di due, la seconda tessera, è l'inverso della prima.

| | | | | |
|---|---|---|---|---|
| 5 | 4 | 3 | 2 | 5 |
|---|---|---|---|---|

| | | | | |
|---|---|---|---|---|
| 9 | 8 | 7 | 6 | 6 |
|---|---|---|---|---|

| | | | | |
|----|---|---|---|---|
| 10 | 9 | 8 | 7 | 4 |
|----|---|---|---|---|

| | | | | |
|----|----|----|---|---|
| 20 | 16 | 12 | 8 | 1 |
|----|----|----|---|---|

SEQUENZE NUMERICHE

Seguendo il ragionamento logico, presente nella parte sinistra della scheda, trovare a destra la soluzione più idonea.

SOLUZIONE: 1

I numeri decrescono di 1.

SOLUZIONE: 5

I numeri decrescono di 1.

SOLUZIONE: 6

I numeri decrescono di 1.

SOLUZIONE: 4

I numeri decrescono di 4.

| |
|---|
| 1 |
| 1 |

| |
|---|
| 2 |
| 1 |

| |
|---|
| 3 |
| 2 |

| |
|---|
| 4 |
| 2 |

| |
|---|
| 5 |
| 3 |

| |
|----|
| 12 |
| 6 |

| |
|----|
| 10 |
| 5 |

| |
|----|
| 12 |
| 6 |

| |
|----|
| 14 |
| 7 |

| |
|----|
| 16 |
| 8 |

| |
|----|
| 18 |
| 9 |

| |
|----|
| 20 |
| 18 |

| |
|---|
| 5 |
| 3 |

| |
|---|
| 6 |
| 6 |

| |
|---|
| 8 |
| 9 |

| |
|----|
| 11 |
| 12 |

| |
|----|
| 15 |
| 15 |

| |
|----|
| 20 |
| 10 |

| |
|---|
| 1 |
| 2 |

| |
|---|
| 2 |
| 1 |

| |
|---|
| 3 |
| 6 |

| |
|---|
| 6 |
| 3 |

| |
|----|
| 6 |
| 12 |

| |
|---|
| 6 |
| 3 |

SEQUENZE NUMERICHE

Seguendo il ragionamento logico, presente nella parte sinistra della scheda, trovare a destra la soluzione più idonea.

SOLUZIONE: 6/3

I numeri della parte superiore procedono di uno in modo progressivo. I numeri della parte inferiore progrediscono di una unità a coppia.

SOLUZIONE: 20/10

I numeri della parte superiore aumentano di due, quelli della parte inferiore aumentano di uno.

SOLUZIONE: 20/18

I numeri della parte superiore aumentano progressivamente di uno, due, tre, quattro. Quelli inferiori aumentano sempre di tre.

SOLUZIONE: 12/6

In ogni coppia la seconda tessera è l'inverso della prima.

| |
|---|
| 1 |
| 1 |

| |
|---|
| 1 |
| 2 |

| |
|---|
| 2 |
| 3 |

| |
|---|
| 2 |
| 4 |

| |
|---|
| 3 |
| 5 |

| |
|---|
| 6 |
| 3 |

| |
|---|
| 1 |
| 1 |

| |
|---|
| 2 |
| 1 |

| |
|---|
| 3 |
| 2 |

| |
|---|
| 4 |
| 2 |

| |
|---|
| 5 |
| 3 |

| |
|---|
| 3 |
| 1 |

| |
|---|
| 1 |
| 3 |

| |
|---|
| 3 |
| 1 |

| |
|---|
| 1 |
| 3 |

| |
|---|
| 3 |
| 1 |

| |
|---|
| 1 |
| 3 |

| |
|---|
| 3 |
| 6 |

| |
|---|
| 2 |
| 1 |

| |
|---|
| 4 |
| 3 |

| |
|---|
| 1 |
| 2 |

| |
|---|
| 3 |
| 4 |

| |
|---|
| 5 |
| 6 |

| |
|---|
| 7 |
| 8 |

SEQUENZE NUMERICHE

Seguendo il ragionamento logico, presente nella parte sinistra della scheda, trovare a destra la soluzione più idonea.

SOLUZIONE: 3/6

I numeri della parte superiore procedono, a coppia, in modo progressivo. I numeri della parte inferiore di ogni tessera procedono in modo progressivo

SOLUZIONE: 6/3

I numeri della parte superiore della tessera procedono in modo progressivo. I numeri inferiori procedono in modo progressivo a due a due.

SOLUZIONE: 3/1

In ogni coppia sono presenti in modo alternato gli stessi numeri.

SOLUZIONE: 7/8

In ogni coppia di tessere i numeri procedono di due.

| | | | | |
|----|----|---|---|---|
| 11 | 10 | 9 | 8 | 1 |
|----|----|---|---|---|

| | | | | |
|----|----|---|---|----|
| 17 | 13 | 9 | 5 | 14 |
|----|----|---|---|----|

| | | | | |
|----|----|----|---|---|
| 16 | 13 | 10 | 7 | 4 |
|----|----|----|---|---|

| | | | | |
|----|----|----|----|---|
| 30 | 26 | 22 | 18 | 7 |
|----|----|----|----|---|

SEQUENZE NUMERICHE

Seguendo il ragionamento logico, presente nella parte sinistra della scheda, trovare a destra la soluzione più idonea.

SOLUZIONE: 7

I numeri decrescono di 1.

SOLUZIONE: 1

I numeri decrescono di 4.

SOLUZIONE: 4

I numeri decrescono di 3.

SOLUZIONE: 14

I numeri decrescono di 4.

| | | | | |
|---|---|----|----|----|
| 0 | 5 | 10 | 15 | 14 |
|---|---|----|----|----|

| | | | | |
|---|---|----|----|----|
| 3 | 7 | 11 | 15 | 16 |
|---|---|----|----|----|

| | | | | |
|---|---|---|----|----|
| 2 | 5 | 8 | 15 | 19 |
|---|---|---|----|----|

| | | | | |
|---|---|----|----|----|
| 4 | 7 | 10 | 13 | 20 |
|---|---|----|----|----|

SEQUENZE NUMERICHE

Seguendo il ragionamento logico, presente nella parte sinistra della scheda, trovare a destra la soluzione più idonea.

SOLUZIONE: 20

I numeri procedono per 5.

SOLUZIONE: 19

I numeri procedono per 4.

SOLUZIONE: 14

I numeri procedono per 3.

SOLUZIONE: 16

I numeri procedono per 3.

| | | | | |
|---|---|----|----|----|
| 4 | 8 | 12 | 16 | 19 |
|---|---|----|----|----|

| | | | | |
|---|---|----|----|----|
| 3 | 7 | 11 | 15 | 21 |
|---|---|----|----|----|

| | | | | |
|---|---|----|----|----|
| 5 | 9 | 13 | 17 | 20 |
|---|---|----|----|----|

| | | | | |
|---|----|----|----|----|
| 7 | 11 | 15 | 19 | 23 |
|---|----|----|----|----|

SEQUENZE NUMERICHE

Seguendo il ragionamento logico, presente nella parte sinistra della scheda, trovare a destra la soluzione più idonea.

SOLUZIONE: 20

I numeri procedono per 4

SOLUZIONE: 19

I numeri procedono per 4.

SOLUZIONE: 21

I numeri procedono per 4.

SOLUZIONE: 23

I numeri procedono per 4.

| | | | | |
|---|---|---|---|---|
| 1 | 2 | 3 | 4 | 7 |
|---|---|---|---|---|

| | | | | |
|---|---|---|---|----|
| 3 | 4 | 5 | 6 | 10 |
|---|---|---|---|----|

| | | | | |
|---|---|---|---|---|
| 5 | 6 | 7 | 8 | 5 |
|---|---|---|---|---|

| | | | | |
|---|---|---|---|---|
| 6 | 7 | 8 | 9 | 9 |
|---|---|---|---|---|

SEQUENZE NUMERICHE

Seguendo il ragionamento logico, presente nella parte sinistra della scheda, trovare a destra la soluzione più idonea.

SOLUZIONE: 5

I numeri procedono per 1.

SOLUZIONE: 7

I numeri procedono per 1.

SOLUZIONE: 9

I numeri procedono per 1.

SOLUZIONE: 10

I numeri procedono per 1.

| | | | | |
|---|---|---|----|----|
| 3 | 6 | 9 | 12 | 14 |
|---|---|---|----|----|

| | | | | |
|---|---|---|---|----|
| 0 | 3 | 6 | 9 | 15 |
|---|---|---|---|----|

| | | | | |
|---|---|---|----|----|
| 2 | 5 | 8 | 11 | 12 |
|---|---|---|----|----|

| | | | | |
|---|---|----|----|----|
| 4 | 7 | 10 | 13 | 16 |
|---|---|----|----|----|

SEQUENZE NUMERICHE

Seguendo il ragionamento logico, presente nella parte sinistra della scheda, trovare a destra la soluzione più idonea.

SOLUZIONE: 15

I numeri procedono per 3.

SOLUZIONE: 12

I numeri procedono per 3.

SOLUZIONE: 14

I numeri procedono per 3.

SOLUZIONE: 16

I numeri procedono per 3.

| | | | | |
|---|---|----|----|----|
| 0 | 5 | 10 | 15 | 24 |
|---|---|----|----|----|

| | | | | |
|---|---|----|----|----|
| 3 | 8 | 13 | 18 | 30 |
|---|---|----|----|----|

| | | | | |
|----|----|----|----|----|
| 10 | 15 | 20 | 25 | 23 |
|----|----|----|----|----|

| | | | | |
|---|---|----|----|----|
| 4 | 9 | 14 | 19 | 20 |
|---|---|----|----|----|

SEQUENZE NUMERICHE

Seguendo il ragionamento logico, presente nella parte sinistra della scheda, trovare a destra la soluzione più idonea.

SOLUZIONE: 20

I numeri procedono per 5.

SOLUZIONE: 23

I numeri procedono per 5.

SOLUZIONE: 30

I numeri procedono per 5.

SOLUZIONE: 24

I numeri procedono per 5.

| |
|---|
| 1 |
| 2 |

| |
|---|
| 2 |
| 4 |

| |
|---|
| 3 |
| 6 |

| |
|---|
| 4 |
| 8 |

| |
|----|
| 5 |
| 10 |

?

| |
|---|
| 1 |
| 9 |

| |
|---|
| 2 |
| 8 |

| |
|---|
| 3 |
| 7 |

| |
|---|
| 4 |
| 6 |

| |
|---|
| 5 |
| 5 |

?

| |
|----|
| 1 |
| 20 |

| |
|----|
| 3 |
| 18 |

| |
|----|
| 5 |
| 16 |

| |
|----|
| 7 |
| 14 |

| |
|----|
| 9 |
| 12 |

?

| |
|---|
| 1 |
| 1 |

| |
|---|
| 2 |
| 2 |

| |
|---|
| 4 |
| 4 |

| |
|---|
| 5 |
| 5 |

| |
|---|
| 8 |
| 8 |

?

SEQUENZE NUMERICHE

Seguendo il ragionamento logico, presente nella parte sinistra della scheda, scrivere su un foglio a parte, la soluzione più idonea.

SOLUZIONE: 6/12

Nella parte superiore delle tessere del domino, i numeri procedono in ordine crescente di uno.

Nella parte inferiore procedono in ordine crescente di due.

SOLUZIONE: 6/4

I numeri della parte superiore della tessera vanno in ordine crescente di uno, quelli della parte inferiore in ordine decrescente di uno.

SOLUZIONE: 11/10

I numeri della parte superiore sono in ordine crescente di due.

Quelli della parte inferiore sono in ordine decrescente di due.

SOLUZIONE: 9/9

Le tessere prese a gruppi di due, sono formate da numeri successivi.

| |
|---|
| 1 |
| 1 |

| |
|---|
| 3 |
| 2 |

| |
|---|
| 1 |
| 1 |

| |
|---|
| 3 |
| 2 |

| |
|---|
| 1 |
| 1 |

?

| |
|---|
| 1 |
| 1 |

| |
|---|
| 4 |
| 2 |

| |
|---|
| 6 |
| 8 |

| |
|---|
| 1 |
| 1 |

| |
|---|
| 4 |
| 2 |

?

| |
|---|
| 1 |
| 1 |

| |
|---|
| 1 |
| 1 |

| |
|---|
| 2 |
| 2 |

| |
|---|
| 2 |
| 2 |

| |
|---|
| 3 |
| 3 |

?

| |
|---|
| 1 |
| 2 |

| |
|---|
| 2 |
| 1 |

| |
|---|
| 3 |
| 4 |

| |
|---|
| 4 |
| 3 |

| |
|---|
| 4 |
| 5 |

?

SEQUENZE NUMERICHE

Seguendo il ragionamento logico, presente nella parte sinistra della scheda, scrivere su un foglio a parte, la soluzione più idonea.

SOLUZIONE: 3/2

Gli stessi numeri si alternano in ogni tessera.

SOLUZIONE: 6/8

Gli stessi numeri si alternano a gruppi di tre.

SOLUZIONE: 3/3

Sono presenti gli stessi numeri in ogni gruppo di due.

SOLUZIONE: 5/4

In ogni gruppo di due, la seconda tessera, è l'inverso della prima.

5 4 3 2

?

9 8 7 6

?

10 9 8 7

?

20 16 12 8

?

SEQUENZE NUMERICHE

Seguendo il ragionamento logico, presente nella parte sinistra della scheda, scrivere su un foglio a parte, la soluzione più idonea.

SOLUZIONE: 1

I numeri decrescono di 1.

SOLUZIONE: 5

I numeri decrescono di 1.

SOLUZIONE: 6

I numeri decrescono di 1.

SOLUZIONE: 4

I numeri decrescono di 4.

| |
|---|
| 1 |
| 1 |

| |
|---|
| 2 |
| 1 |

| |
|---|
| 3 |
| 2 |

| |
|---|
| 4 |
| 2 |

| |
|---|
| 5 |
| 3 |

?

| |
|----|
| 10 |
| 5 |

| |
|----|
| 12 |
| 6 |

| |
|----|
| 14 |
| 7 |

| |
|----|
| 16 |
| 8 |

| |
|----|
| 18 |
| 9 |

?

| |
|---|
| 5 |
| 3 |

| |
|---|
| 6 |
| 6 |

| |
|---|
| 8 |
| 9 |

| |
|----|
| 11 |
| 12 |

| |
|----|
| 15 |
| 15 |

?

| |
|---|
| 1 |
| 2 |

| |
|---|
| 2 |
| 1 |

| |
|---|
| 3 |
| 6 |

| |
|---|
| 6 |
| 3 |

| |
|----|
| 6 |
| 12 |

?

SEQUENZE NUMERICHE

Seguendo il ragionamento logico, presente nella parte sinistra della scheda, scrivere su un foglio a parte, la soluzione più idonea.

SOLUZIONE: 6/3

I numeri della parte superiore procedono di uno in modo progressivo. I numeri della parte inferiore progrediscono di una unità a coppia.

SOLUZIONE: 20/10

I numeri della parte superiore aumentano di due, quelli della parte inferiore aumentano di uno.

SOLUZIONE: 20/18

I numeri della parte superiore aumentano progressivamente di uno, due, tre, quattro. Quelli inferiori aumentano sempre di tre.

SOLUZIONE: 12/6

In ogni coppia la seconda tessera è l'inverso della prima.

| |
|---|
| 1 |
| 1 |

| |
|---|
| 1 |
| 2 |

| |
|---|
| 2 |
| 3 |

| |
|---|
| 2 |
| 4 |

| |
|---|
| 3 |
| 5 |

?

| |
|---|
| 1 |
| 1 |

| |
|---|
| 2 |
| 1 |

| |
|---|
| 3 |
| 2 |

| |
|---|
| 4 |
| 2 |

| |
|---|
| 5 |
| 3 |

?

| |
|---|
| 1 |
| 3 |

| |
|---|
| 3 |
| 1 |

| |
|---|
| 1 |
| 3 |

| |
|---|
| 3 |
| 1 |

| |
|---|
| 1 |
| 3 |

?

| |
|---|
| 2 |
| 1 |

| |
|---|
| 4 |
| 3 |

| |
|---|
| 1 |
| 2 |

| |
|---|
| 3 |
| 4 |

| |
|---|
| 5 |
| 6 |

?

SEQUENZE NUMERICHE

Seguendo il ragionamento logico, presente nella parte sinistra della scheda, scrivere su un foglio a parte, la soluzione più idonea.

SOLUZIONE: 3/6

I numeri della parte superiore procedono, a coppia, in modo progressivo. I numeri della parte inferiore di ogni tessera procedono in modo progressivo

SOLUZIONE: 6/3

I numeri della parte superiore della tessera procedono in modo progressivo. I numeri inferiori procedono in modo progressivo a due a due.

SOLUZIONE: 3/1

In ogni coppia sono presenti in modo alternato gli stessi numeri.

SOLUZIONE: 7/8

In ogni coppia di tessere i numeri procedono di due.

11 10 9 8

?

17 13 9 5

?

16 13 10 7

?

30 26 22 18

?

SEQUENZE NUMERICHE

Seguendo il ragionamento logico, presente nella parte sinistra della scheda, scrivere su un foglio a parte, la soluzione più idonea.

SOLUZIONE: 7

I numeri decrescono di 1.

SOLUZIONE: 1

I numeri decrescono di 4.

SOLUZIONE: 4

I numeri decrescono di 3.

SOLUZIONE: 14

I numeri decrescono di 4.

0 5 10 15

?

3 7 11 15

?

2 5 8 15

?

4 7 10 13

?

SEQUENZE NUMERICHE

Seguendo il ragionamento logico, presente nella parte sinistra della scheda, scrivere su un foglio a parte, la soluzione più idonea.

SOLUZIONE: 20

I numeri procedono per 5.

SOLUZIONE: 19

I numeri procedono per 4.

SOLUZIONE: 14

I numeri procedono per 3.

SOLUZIONE: 16

I numeri procedono per 3.

4 8 12 16

?

3 7 11 15

?

5 9 13 17

?

7 11 15 19

?

SEQUENZE NUMERICHE

Seguendo il ragionamento logico, presente nella parte sinistra della scheda, scrivere su un foglio a parte, la soluzione più idonea.

SOLUZIONE: 20

I numeri procedono per 4

SOLUZIONE: 19

I numeri procedono per 4.

SOLUZIONE: 21

I numeri procedono per 4.

SOLUZIONE: 23

I numeri procedono per 4.

1 2 3 4

?

3 4 5 6

?

5 6 7 8

?

6 7 8 9

?

SEQUENZE NUMERICHE

Seguendo il ragionamento logico, presente nella parte sinistra della scheda, scrivere su un foglio a parte, la soluzione più idonea.

SOLUZIONE: 5

I numeri procedono per 1.

SOLUZIONE: 7

I numeri procedono per 1.

SOLUZIONE: 9

I numeri procedono per 1.

SOLUZIONE: 10

I numeri procedono per 1.

3 6 9 12

?

0 3 6 9

?

2 5 8 11

?

4 7 10 13

?

SEQUENZE NUMERICHE

Seguendo il ragionamento logico, presente nella parte sinistra della scheda, scrivere su un foglio a parte, la soluzione più idonea.

SOLUZIONE: 15

I numeri procedono per 3.

SOLUZIONE: 12

I numeri procedono per 3.

SOLUZIONE: 14

I numeri procedono per 3.

SOLUZIONE: 16

I numeri procedono per 3.

0 5 10 15

?

3 8 13 18

?

10 15 20 25

?

4 9 14 19

?

SEQUENZE NUMERICHE

Seguendo il ragionamento logico, presente nella parte sinistra della scheda, scrivere su un foglio a parte, la soluzione più idonea.

SOLUZIONE: 20

I numeri procedono per 5.

SOLUZIONE: 23

I numeri procedono per 5.

SOLUZIONE: 30

I numeri procedono per 5.

SOLUZIONE: 24

I numeri procedono per 5.

“ VOGLIA DI CRESCERE ”

PROGRAMMA BASE PER LO SVILUPPO LOGICO E COGNITIVO

RIPRODURRE

RIPRODURRE

La capacità di riprodurre dei segni grafici comporta il coinvolgimento di diverse aree cerebrali. Il soggetto, infatti, non solo deve riuscire a percepire in modo corretto l'elemento grafico che cade sotto i suoi sensi mediante un'analisi delle sue caratteristiche: forma, dimensione, orientamento nello spazio, numero di elementi, rapporti reciproci ecc., ma deve avere anche la capacità di rappresentarselo mentalmente, prima ancora di coinvolgere, coordinandoli correttamente, i centri della motilità fine, deputati alla sua rappresentazione grafica.

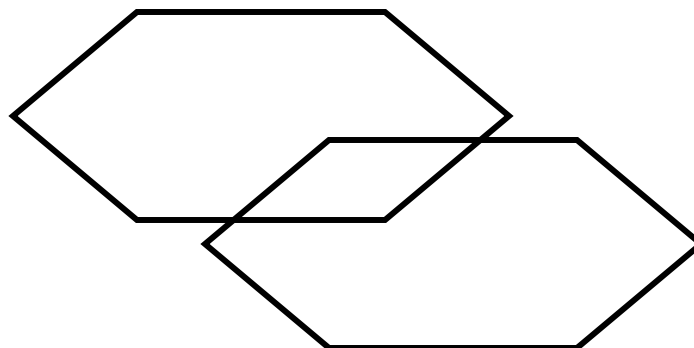
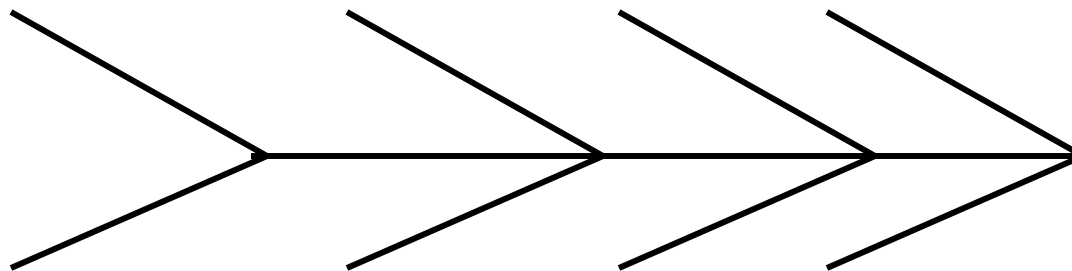
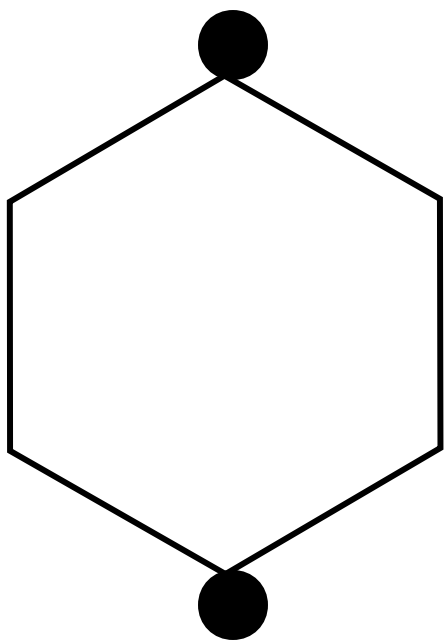
Pertanto in quest'attività, sono tutte queste potenzialità mentali, che vengono ad essere stimolate e sviluppate e non soltanto quelle riguardanti la coordinazione occhio-mano.

UTILIZZAZIONE

Far rappresentare, su un foglio a parte, ogni elemento grafico presente nelle singole schede tenendo presente non tanto la perfezione grafica, quanto la presenza o meno degli elementi caratteristici di ogni singola forma (dimensione, grandezza, posizione nello spazio, numero di elementi ecc.).


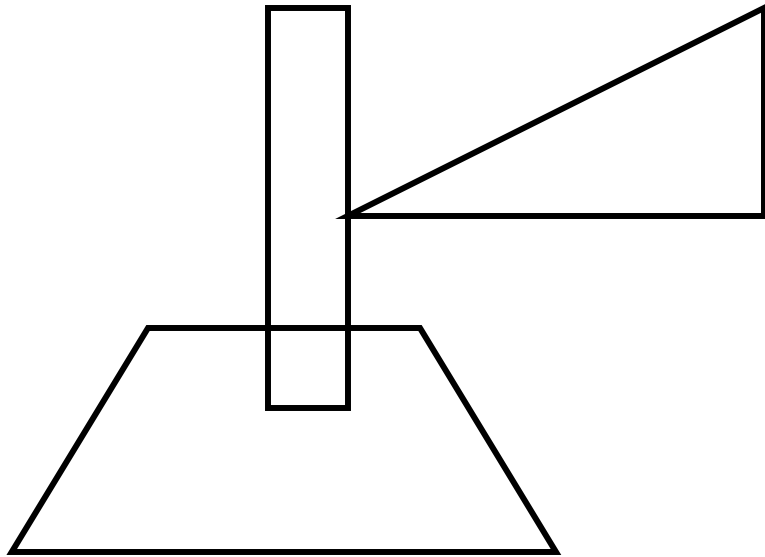
ETÁ MENTALE DI RIFERIMENTO

Nove anni.



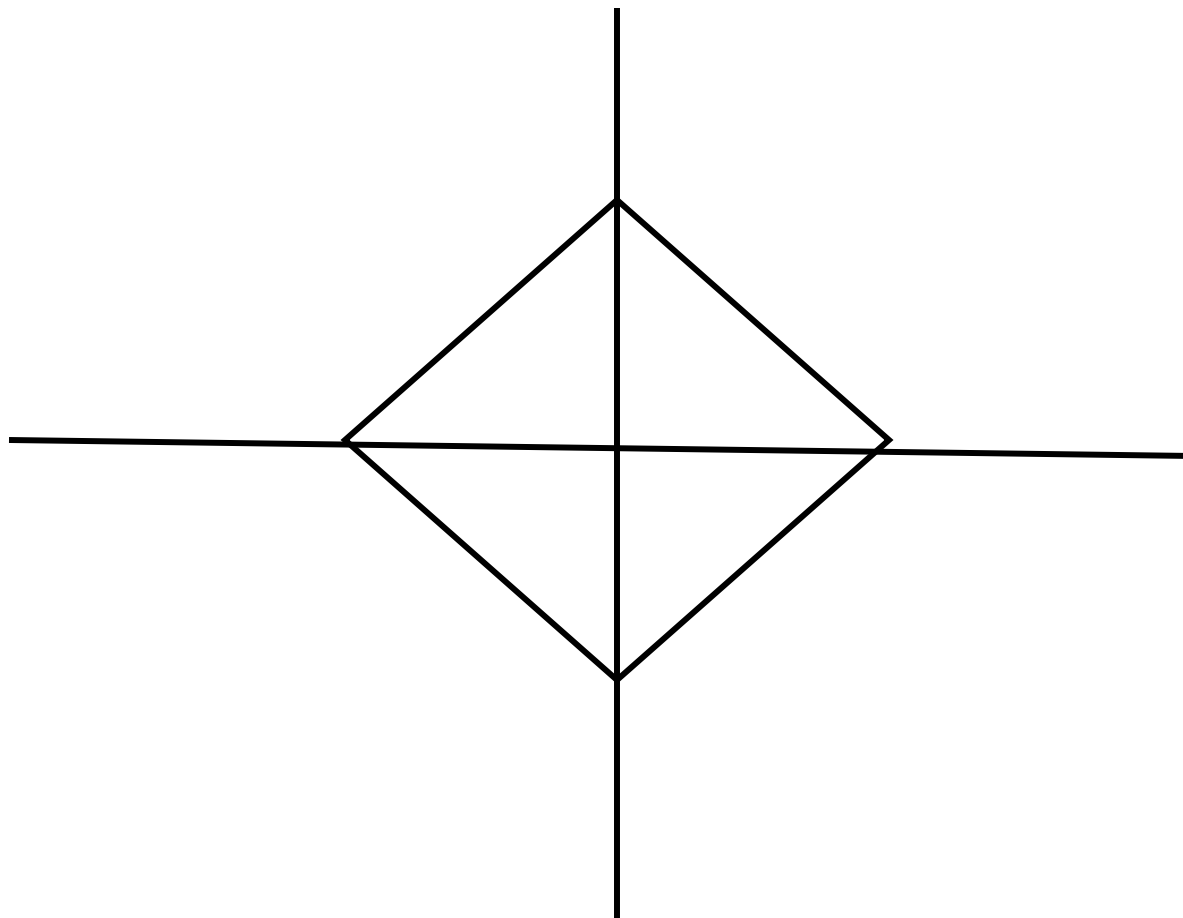
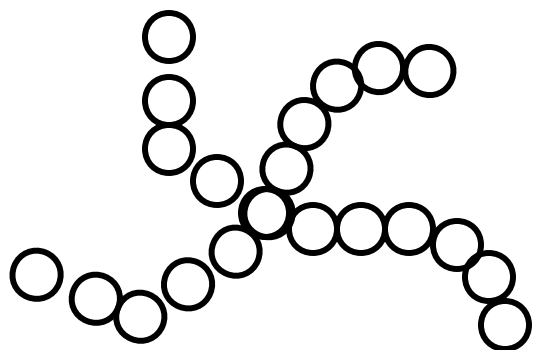
RIPRODURRE

Far riprodurre, su un foglio a parte, ogni elemento grafico presente nella scheda.



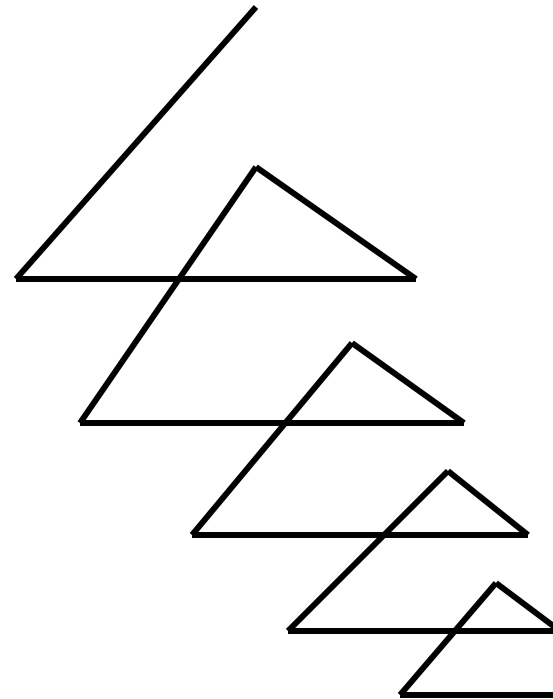

RIPRODURRE

Far riprodurre, su un foglio a parte, ogni elemento grafico presente nella scheda.



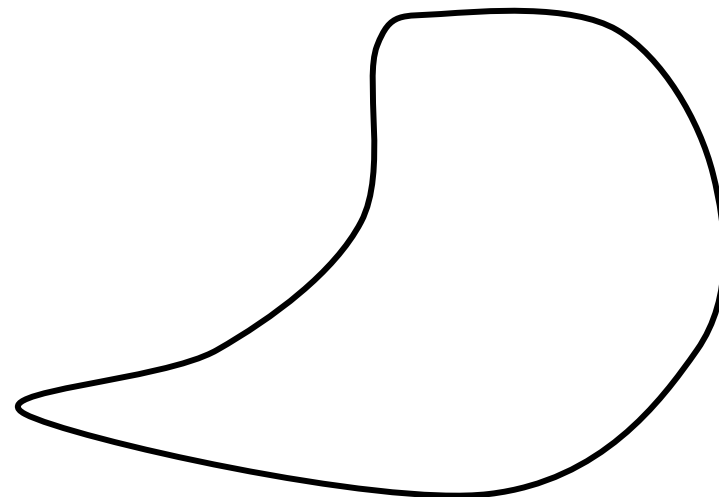
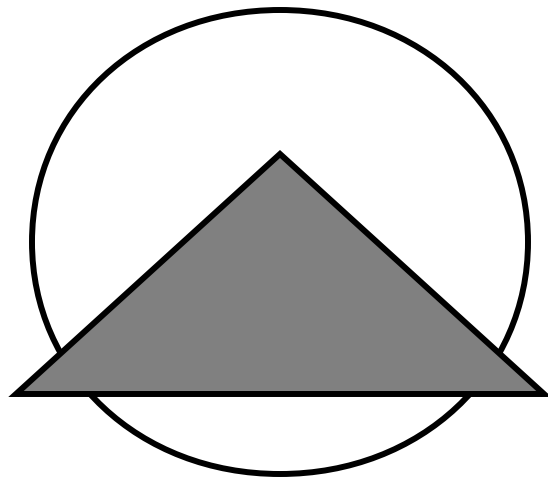
RIPRODURRE

Far riprodurre, su un foglio a parte, ogni elemento grafico presente nella scheda.



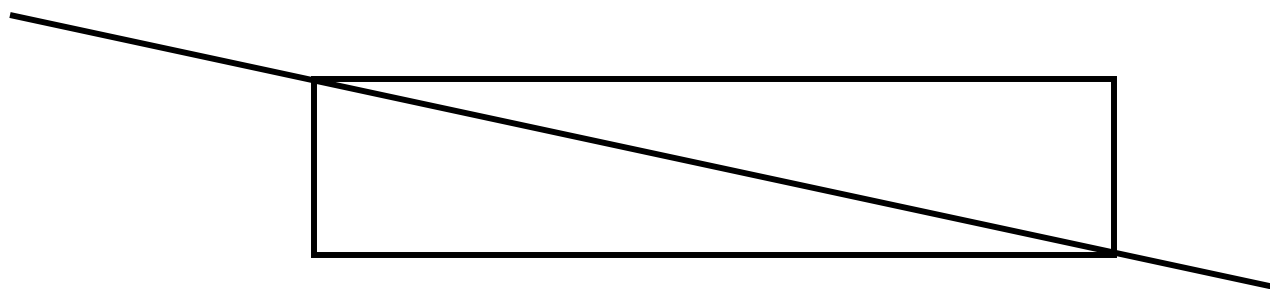
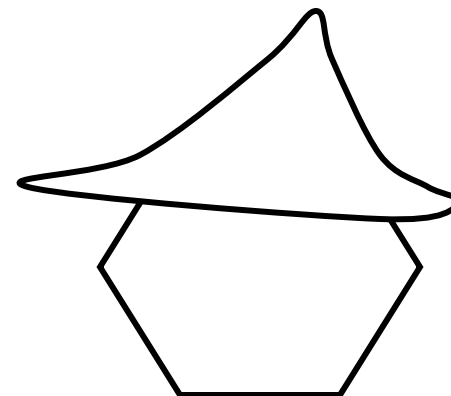
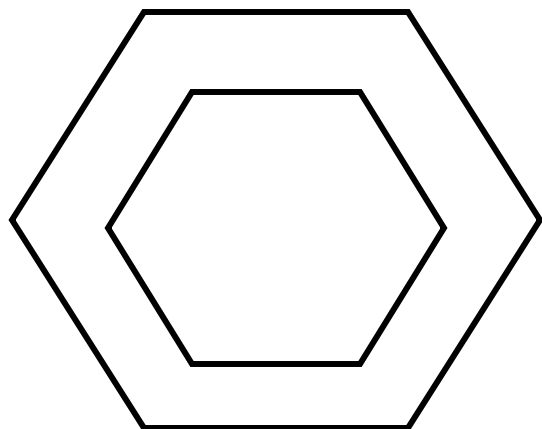
RIPRODURRE

Far riprodurre, su un foglio a parte, ogni elemento grafico presente nella scheda.




RIPRODURRE

Far riprodurre, su un foglio a parte, ogni elemento grafico presente nella scheda.



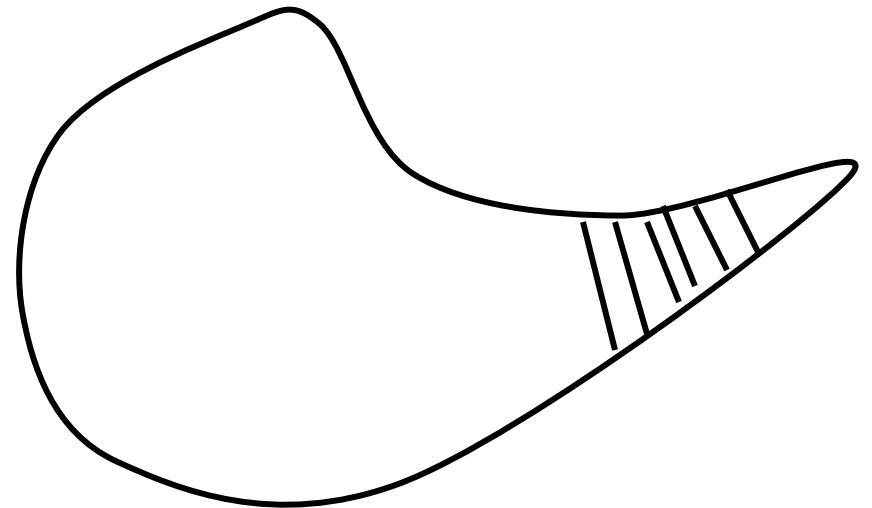
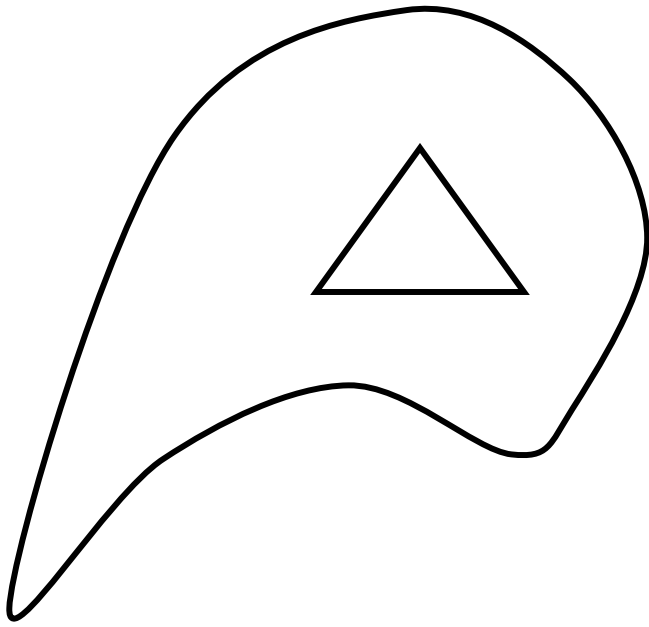
RIPRODURRE

Far riprodurre, su un foglio a parte, ogni elemento grafico presente nella scheda.



RIPRODURRE

Far riprodurre, su un foglio a parte, ogni elemento grafico presente nella scheda.



RIPRODURRE

Far riprodurre, su un foglio a parte, ogni elemento grafico presente nella scheda.

“ VOGLIA DI CRESCERE ”

PROGRAMMA BASE PER LO SVILUPPO LOGICO E COGNITIVO

I SINONIMI (senza immagini)

I SINONIMI SENZA IMMAGINI

Come è evidente ogni scheda contiene quattro gruppi di parole. Il compito del bambino consiste nell'associare ogni parola con il rispettivo sinonimo.

Quest'attività gli potrà permettere di esercitarsi nella lettura, di acquisire un vocabolario più ricco di termini e di migliorare la comprensione di quelli già appresi.

UTILIZZAZIONE

Per stimolare l'apprendimento s'inviterà il bambino a leggere, in ogni gruppo, le parole che si trovano nella parte sinistra della scheda collegandole con i sinonimi che si trovano nella parte destra.

In quest'attività il bambino sarà facilitato dal sistema di risposta a scelta multipla incrociata, che gli permetterà di collegare, per esclusione, anche i termini che non conosce, poiché potrà iniziare da quelli a lui noti.

ETÁ MENTALE DI RIFERIMENTO

Nove anni.

PORTAVOCE

INTERPRETE

SFIDARE

AFFRETTARE

ATTORE

INTERVALLO

ACCELERARE

AFFRONTARE

SOSTA

INVIATO

FACILITARE

AGEVOLARE

INDICE

INUTILE

RIEPILOGO

RIASSUNTO

INDIRIZZARE

ELENCO

OMAGGIO

RIVOLUZIONE

INEFFICACE

SPEDIRE

RIVOLTA

SALUTO

I SINONIMI

Far associare, per ogni gruppo, ogni parola con il suo sinonimo.

IMPOSSIBILE

ASSURDO

CIGOLARE

SIGLARE

INATTIVO

DUBBIOSO

CICATRIZZARE

STRIDERE

INCERTO

SPENTO

CIFRARE

RIMARGINARE

MAGAZZINO

DENUNCIA

INTEGRALE

COMODO

ACCUSA

DEPRESSO

AGEVOLE

COMICO

AVVILITO

DEPOSITO

BUFFO

COMPLETO

I SINONIMI

Far associare, per ogni gruppo, ogni parola con il suo sinonimo.

ALLARGARE

IMPIETRIRE

STROPICCIARE

ACCAREZZARE

ALLIBIRE

SOLLEVARE

COCCOLARE

ACCARTOCCIARE

ALZARE

AMPLIARE

INFIAMMARE

ACCENDERE

NOBILE

PENSIERO

OPERAIO

FANTASIOSO

RAGIONAMENTO

REDDITO

ORDINATO

MANOVALE

RICAVO

REGALE

ORIGINALE

SISTEMATICO

I SINONIMI

Far associare, per ogni gruppo, ogni parola con il suo sinonimo.

AGGIUDICARE

INONDARE

IMMETTERE

AGGANCIARE

ALLEGGERIRE

ASSEGNARE

COLLEGARE

AGGIRARE

ALLAGARE

ALLEVIARE

CIRCONDARE

AGGIUNGERE

CHIAMATA

FORBICI

CREDENTE

DETTAGLIATO

CESOIE

CONVOCAZIONE

NOMINATO

DETTO

CHACCHERIO

CICALECCIO

PRECISO

DEVOTO

I SINONIMI

Far associare, per ogni gruppo, ogni parola con il suo sinonimo.

ESEMPLARE

MANIFESTAZIONE

INCONTENIBILE

INTRECCIO

ESPRESSIONE

AMMIREVOLE

INTRIGO

INVADERE

ETERNO

DURATURO

USURPARE

IRREFRENABILE

TENEREZZA

AFFETTO

VORACE

ESPUGNARE

INTESA

AFFIATAMENTO

VUOTO

GOLOSO

MANIFESTO

CARTELLONE

VINCERE

ASSENTE

I SINONIMI

Far associare, per ogni gruppo, ogni parola con il suo sinonimo.

FEDELE

DEVOTO

PROVENIENZA

DEPUTATO

FILOSOFIA

AFFIDAMENTO

RAPPRESENTAZIONE

DESCRIZIONE

FIDUCIA

METAFISICA

INCARICATO

DERIVAZIONE

TRAFORO

TUNNEL

CONVINZIONE

COESISTENZA

TRONO

TRAVESTIMENTO

CONVIVENZA

PRANZO

TRUCCO

PODIO

CONVIVIO

CERTEZZA

I SINONIMI

Far associare, per ogni gruppo, ogni parola con il suo sinonimo.

COMMISERAZIONE

ESECUZIONE

GESTIONE

VOCABOLARIO

COMPIMENTO

COMPASSIONE

GLOBALE

TOTALE

COMPARTIMENTO

REPARTO

GLOSSARIO

GOVERNO

SBAGLIARE

FALLIRE

COMPIERE

COMPARARE

SBOCCIARE

FIORIRE

APPARIRE

COMMETTERE

SCADENTE

MEDIOCRE

PARAGONARE

COMPARIRE

I SINONIMI

Far associare, per ogni gruppo, ogni parola con il suo sinonimo.

PROBLEMATICO

CREDIBILE

AFFIANCARE

ACCOSTARE

ACCETTABILE

CROLLO

AFFIDARE

CONSEGNARE

FRANA

CRITICO

AFFIEVOLIRE

INDEBOLIRE

AFRODISIACO

TACCUINO

TEMPERAMENTO

TRAINARE

AGENDA

INCARICATO

TIRARE

CARATTERE

AGENTE

STIMOLANTE

TREMARE

VIBRARE

I SINONIMI

Far associare, per ogni gruppo, ogni parola con il suo sinonimo.

CONTENERE

COMPAESANO

MORALE

COMPITO

CONTENITORE

RECIPIENTE

MISSIONE

SANO

CONTERRANEO

RACCHIUDERE

ESIBIRE

MOSTRARE

ELOGIO

AFFIORARE

SFILATA

CORSIVO

EMERGERE

IMPRESSIONE

LITORALE

COSTA

EMOZIONE

COMPLIMENTO

MINUSCOLO

CORTEO

I SINONIMI

Far associare, per ogni gruppo, ogni parola con il suo sinonimo.

SCOSSO

TRIBU'

FEDELE

CLASSICO

GENTE

TRUPPA

TRADIZIONALE

CLEMENTE

MILIZIA

TURBATO

INDULGENTE

COERENTE

LESSICO

LUCIDATURA

RESISTENTE

CONSIDERARE

LUSTRATURA

LUSINGARE

RASSERENARE

CONSOLARE

ALLENTARE

LINGUA

VALUTARE

CONSISTENTE

I SINONIMI

Far associare, per ogni gruppo, ogni parola con il suo sinonimo.

RANDELLO

CIVILTA'

ALBERGO

AURORA

CULTURA

CLAVA

ALBA

CIBO

RICCIOLO

CIUFFO

ALIMENTAZIONE

PENSIONE

SBARCARE

APPRODARE

ALIENO

VOLANTE

APERTURA

SBIADIRE

ALATO

TALAMO

SCOLORIRE

SBLOCCO

ALCOVA

EXTRATERRESTRE

I SINONIMI

Far associare, per ogni gruppo, ogni parola con il suo sinonimo.

TRANCIARE

TAGLIARE

OBBLIGARE

COSTRINGERE

PASSATOIO

TELAIO

OBIETTIVO

META

STRUTTURA

TAPPETO

OCCORRENTE

NECESSARIO

BRACCARE

SCELTA

SFRUTTARE

CONSULENTE

BOLLETTA

SEGUIRE

LOGORATO

CONSUMATO

OPZIONE

TAGLIANDO

ESPERTO

CONSUMARE

I SINONIMI

Far associare, per ogni gruppo, ogni parola con il suo sinonimo.

IMBALLAGGIO

APPARENZA

METTERE

MATURARE

IMMAGINE

VALORE

MIGLIORARE

PORRE

IMPORTANZA

INVOLUCRO

MINORE

SECONDARIO

SPIRITO

TUTELARE

FARE

SFACCHINATA

SOSTENITORE

TUTORE

FASTOSO

REALIZZARE

DIFENDERE

UMORE

FATICA

SPLENDIDO

I SINONIMI

Far associare, per ogni gruppo, ogni parola con il suo sinonimo.

DISPREGIATIVO

OFFENSIVO

UGUALE

MODESTO

VARCARE

OLTREPASSARE

ULTIMARE

ANALOGO

UGUALE

OMOGENEO

UMILE

COMPLETARE

RISPONDERE

CONTRIBUTO

FALSO

FIBRA

PARTECIPAZIONE

CONTRARIO

SIGNORIA

FEUDO

INVERSO

CONTROBATTERE

FILO

FINTO

I SINONIMI

Far associare, per ogni gruppo, ogni parola con il suo sinonimo.

MILITARE

ABILE

CALPESTARE

PLACARE

MAGNANIMO

TOLLERANTE

CALMARE

INFAMARE

CAPACE

PARTECIPARE

CALUNNIARE

PESTARE

STRAPPARE

LAMBIRE

AGIO

SOVVERSIVO

SFIORARE

LACERARE

AGITATORE

IMBOSCATA

COPERTA

TRAPUNTA

AGGUATO

COMODITA'

I SINONIMI

Far associare, per ogni gruppo, ogni parola con il suo sinonimo.

NUTRIRE

CIBARE

OSSERVARE

AVVERSO

NEO

DISTACCO

OSSESSIONE

MANIA

NONCURANZA

DIFETTO

OSTILE

ESAMINARE

FRAGILE

DAVANTI

COPRIRE

PROTEGGERE

DETERMINATO

DECISO

CORAZZA

RIVESTIRE

DRITTO

DEBOLE

DIFENDERE

PROTEZIONE

I SINONIMI

Far associare, per ogni gruppo, ogni parola con il suo sinonimo.

PROFONDO

AUMENTARE

ABBACCHIATO

LASCIATO

INDENNE

SANO

ABBAGLIATO

DEMORALIZZATO

INCREMENTARE

INTIMO

ABBANDONATO

ACCECATO

SITUARE

COINCIDERE

DUBBIO

EQUIVOCO

COMBACIARE

COLLABORARE

COLOSSO

ESCA

COOPERARE

COLLOCARE

TRAPPOLA

ERCOLE

I SINONIMI

Far associare, per ogni gruppo, ogni parola con il suo sinonimo.

CREDO

ILLUSORIO

UTILE

GRAVIDANZA

FALLACE

FATTORIA

MATERNITA'

GUADAGNO

CASCINA

FEDE

RIVESTIMENTO

GUSCIO

NEGLIGENZA

INCURIA

CAMBIAMENTO

MUTAZIONE

CARICARE

ANGOLATO

TRATTARE

NATURA

OBLIQUO

OBERARE

CREATO

NEGOZIARE

I SINONIMI

Far associare, per ogni gruppo, ogni parola con il suo sinonimo.

CADENZA

MOTIVAZIONE

SORTE

DESIDERIO

CAGIONE

CICLO

AVIDITA'

DESTINO

CALCOLO

CONTEGGIO

DEFINIRE

DETERMINARE

PERICOLOSO

CUSTODE

CONSOLIDARE

COOPERATIVA

SORVEGLIANTE

DARDO

CONSORZIO

RAFFORZARE

FRECCIA

DANNOSO

CONSUETO

USUALE

I SINONIMI

Far associare, per ogni gruppo, ogni parola con il suo sinonimo.

AFFOSSAMENTO

OLTRAGGIO

CONFERMA

COMPRESSA

AFFRETTATO

AVVALLAMENTO

PILLOLA

COMPROVA

AFFRONTO

MALFATTO

COMMISSIONE

COMPITO

PUNIZIONE

CASATO

PROCACCIARE

CATTURARE

DISCENDENZA

CAROVANA

INCENTIVARE

CATALIZZARE

COMITIVA

CASTIGO

ACCIUFFARE

PROCURARE

I SINONIMI

Far associare, per ogni gruppo, ogni parola con il suo sinonimo.

BARATRO

BOTTE

FLORIDO

IRRAZIONALE

BANDO

BURRONE

FLUSSO

FIORENTE

BARILE

ANNUNCIO

FOLLE

CORRENTE

ARDORE

BARRIERA

LIMITATO

CONTENUTO

ARGINE

ESERCITO

LIQUIDO

CATALOGO

ARMATA

ENTUSIASMO

LISTA

FLUIDO

I SINONIMI

Far associare, per ogni gruppo, ogni parola con il suo sinonimo.

AMBASCIATORE

TERRITORIO

ATTILLATO

PREVISTO

AMBIENTE

MIRA

ATTESO

CONCENTRATO

AMBIZIONE

MESSAGGERO

ATTENTO

ADERENTE

APPLAUDIRE

ACCLAMARE

BLINDATO

PRESUNTUOSO

APPRESTARE

ACCONSENTIRE

BONARIO

CORAZZATO

APPROVARE

PREDISPORRE

BORIOSO

MITE

I SINONIMI

Far associare, per ogni gruppo, ogni parola con il suo sinonimo.

BRUTALE

ORRENDO

AVARO

IMPORTANTE

BRUTTO

AGRESTE

AUTOREVOLE

TACCAGNO

BUCOLICO

BESTIALE

AUTONOMO

INDIPENDENTE

ZAMPILLO

COLMO

DINAMICO

SEZIONE

ZEPPA

GETTO

DIPARTIMENTO

VITALE

ZUFFA

LITIGIO

DIRETTO

MIRATO

I SINONIMI

Far associare, per ogni gruppo, ogni parola con il suo sinonimo.

BRANDIRE

SCINTILLARE

BEFFA

LITIGIO

BRILLARE

IMPUGNARE

BEGA

BESTIA

BRUCIARE

ARDERE

BELVA

DERISIONE

ATTIVO

VALOROSO

BOLLO

CALMA

AUDACE

SPARTANO

BONBON

TIMBRO

AUSTERO

PRODUTTIVO

BONACCIA

ZUCCHERINO

I SINONIMI

Far associare, per ogni gruppo, ogni parola con il suo sinonimo.

BAGNARE

LAMPEGGIARE

BORBOTTARE

IMMOBILIZZARE

BALENARE

ADORNARE

BLOCCARE

OSTACOLARE

BARDARE

ANNAFFIARE

BOICOTTARE

BRONTOLARE

BENEFICO

STRAVAGANZA

INSEGNANTE

TARGA

BIZZARRIA

CLEMENZA

INSEGNA

DOCENTE

BENEVOLENZA

GENEROSO

ISTRUZIONE

INSEGNAMENTO

I SINONIMI

Far associare, per ogni gruppo, ogni parola con il suo sinonimo.

CACCIA

FORMAGGIO

GRADUALE

GRATTACAPO

CACIO

CONFUSIONE

GUAIO

PROGRESSIVO

CACIARA

RICERCA

GREZZO

GROSSOLANO

AMMIREVOLE

CORDIALE

QUESITO

DOMANDA

AMICHEVOLE

SOFFERENTE

QUESTIONE

PROBLEMA

AMMALATO

APPREZZABILE

QUOTA

PARTE

I SINONIMI

Far associare, per ogni gruppo, ogni parola con il suo sinonimo.